

Q1. (a) Name compound **Y**, HOCH₂CH₂COOH

.....

(1)

(b) Under suitable conditions, molecules of **Y** can react with each other to form a polymer.

(i) Draw a section of the polymer showing **two** repeating units.

(1)

(ii) Name the type of polymerisation involved.

.....

(1)

(c) When **Y** is heated, an elimination reaction occurs in which one molecule of **Y** loses one molecule of water. The organic product formed by this reaction has an absorption at 1637 cm⁻¹ in its infrared spectrum.

(i) Identify the bond that causes the absorption at 1637 cm⁻¹ in its infrared spectrum.

.....

(1)

(ii) Write the displayed formula for the organic product of this elimination reaction.

(1)

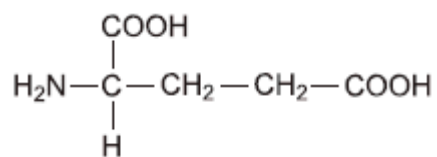
- (iii) The organic product from part (ii) can also be polymerised.
Draw the repeating unit of the polymer formed from this organic product.

(1)

- (d) At room temperature, 2-aminobutanoic acid exists as a solid.
Draw the structure of the species present in the solid form.

(1)

- (e) The amino acid, glutamic acid, is shown below.



Draw the structure of the organic species formed when glutamic acid reacts with each of the following.

- (i) an excess of sodium hydroxide

(1)

- (ii) an excess of methanol in the presence of concentrated sulfuric acid

(1)

(iii) ethanoyl chloride

(1)

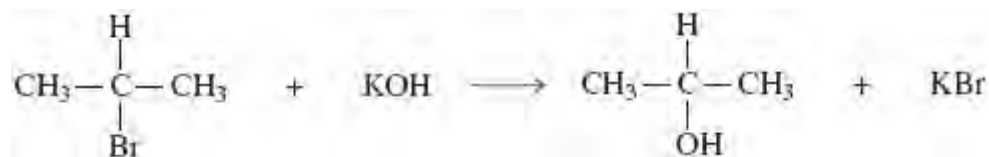
- (f) A tripeptide was heated with hydrochloric acid and a mixture of amino acids was formed. This mixture was separated by column chromatography. Outline briefly why chromatography is able to separate a mixture of compounds. Practical details are **not** required.

.....
.....
.....
.....
.....
.....

(3)

(Total 13 marks)

Q2. (a) Consider the following reaction.



- (i) Name and outline a mechanism for this reaction.

Name of mechanism

Mechanism

(3)

(ii) Name the haloalkane in this reaction.

.....

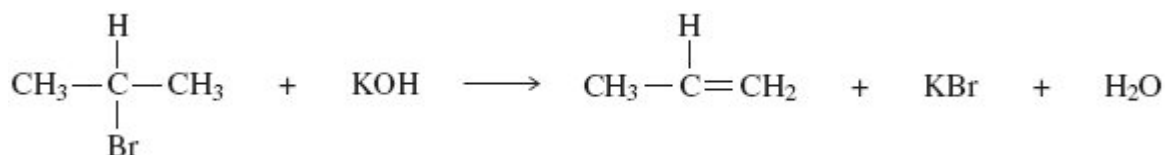
(1)

(iii) Identify the characteristic of the haloalkane molecule that enables it to undergo this type of reaction.

.....

(1)

(b) An alternative reaction can occur between this haloalkane and potassium hydroxide as shown by the following equation.



Name and outline a mechanism for this reaction.

Name of mechanism

Mechanism

(4)

- (c) Give **one** condition needed to favour the reaction shown in part (b) rather than that shown in part (a).

.....

(1)

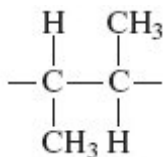
- (d) Alkenes can be polymerised to produce poly(alkenes).

- (i) State the type of polymerisation that alkenes undergo.

.....

(1)

- (ii) Name the alkene that gives a polymer with the repeating unit shown below.



Name of alkene

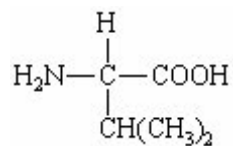
(1)

(Total 12 marks)

Q3. Fibres are made from natural and from synthetic polymers. Both types of polymer have advantages and disadvantages.

- (a) Amino acids are the building blocks of naturally-occurring polymers called proteins.

Consider the following amino acid.



(i) Draw the structure of the amino acid species present in a solution at pH 12.

(ii) Use your understanding of amino acid chemistry to deduce the structure of the dipeptide formed from two molecules of this amino acid and illustrate your answer with a sketch showing the structure of the dipeptide.

(iii) Protein chains are often arranged in the shape of a helix. Name the type of interaction that is responsible for holding the protein chain in this shape.

.....

(3)

(b) Alkenes are the building blocks of synthetic addition polymers.

Consider the hydrocarbon **G**, $(\text{CH}_3)_2\text{C}=\text{CHCH}_3$, which can be polymerised.

(i) Draw the repeating unit of the polymer.

(ii) Draw the structure of an isomer of **G** which shows *E-Z* isomerism.

(iii) Draw the structure of an isomer of **G** which does not react with bromine water.

(3)

(c) Draw the repeating unit of the polymer formed by the reaction between butanedioic acid and hexane-1,6-diamine.

(2)

(d) Two plastic objects were manufactured, one from the polyalkene represented by the repeating unit in part (b)(i) and the other from the polyamide represented by the repeating unit in part (c).

After use it was suggested that both objects be disposed of as landfill.

(i) Describe an experiment in which you could compare the biodegradability of these two objects.

.....
.....

.....

.....

.....

.....

.....

(3)

- (ii) Describe an advantage or a disadvantage of a different method of disposal of such objects compared with landfill.

.....

.....

.....

.....

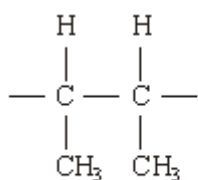
.....

.....

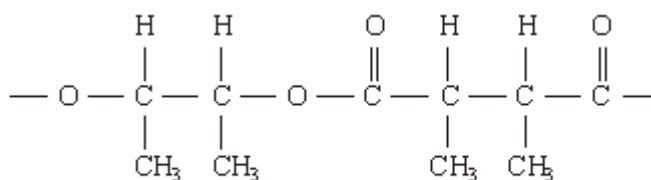
(3)

(Total 14 marks)

- Q4.** (a) The repeating units of two polymers, **P** and **Q**, are shown below.



P



Q

- (i) Draw the structure of the monomer used to form polymer **P**. Name the type of polymerisation involved.

Structure of monomer

Type of polymerisation

- (ii) Draw the structures of **two** compounds which react together to form polymer **Q**. Name these **two** compounds and name the type of polymerisation involved.

Structure of compound 1

Name of compound 1

Structure of compound 2

Name of compound 2

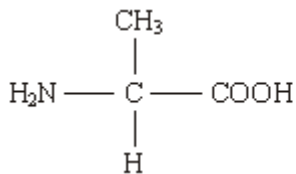
Type of polymerisation

- (iii) Identify a compound which, in aqueous solution, will break down polymer **Q** but not polymer **P**.

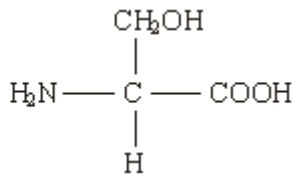
.....

(8)

- (b) Draw the structures of the **two** dipeptides which can form when one of the amino acids shown below reacts with the other.



Structure 1



Structure 2

(2)

(c) Propylamine, $\text{CH}_3\text{CH}_2\text{CH}_2\text{NH}_2$, can be formed either by nucleophilic substitution or by reduction.

(i) Draw the structure of a compound which can undergo nucleophilic substitution to form propylamine.

(ii) Draw the structure of the nitrile which can be reduced to form propylamine.

(iii) State and explain which of the two routes to propylamine, by nucleophilic substitution or by reduction, gives the less pure product. Draw the structure of a compound formed as an impurity.

Route giving the less pure product

Explanation

.....

Structure of an impurity

(5)
(Total 15 marks)