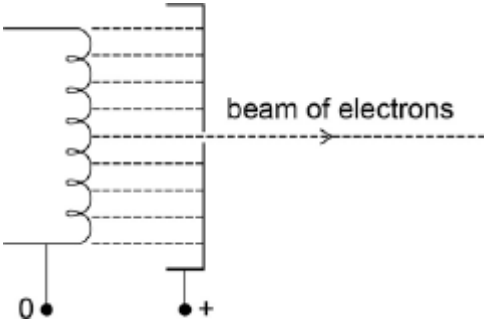


Q1.Figure 1 shows a narrow beam of electrons produced by attracting the electrons emitted from a filament wire, to a positively charged metal plate which has a small hole in it.

Figure 1



(a) Explain why an electric current through the filament wire causes the wire to emit electrons.

.....

(2)

(b) Explain why the filament wire and the metal plates must be in an evacuated tube.

.....

(1)

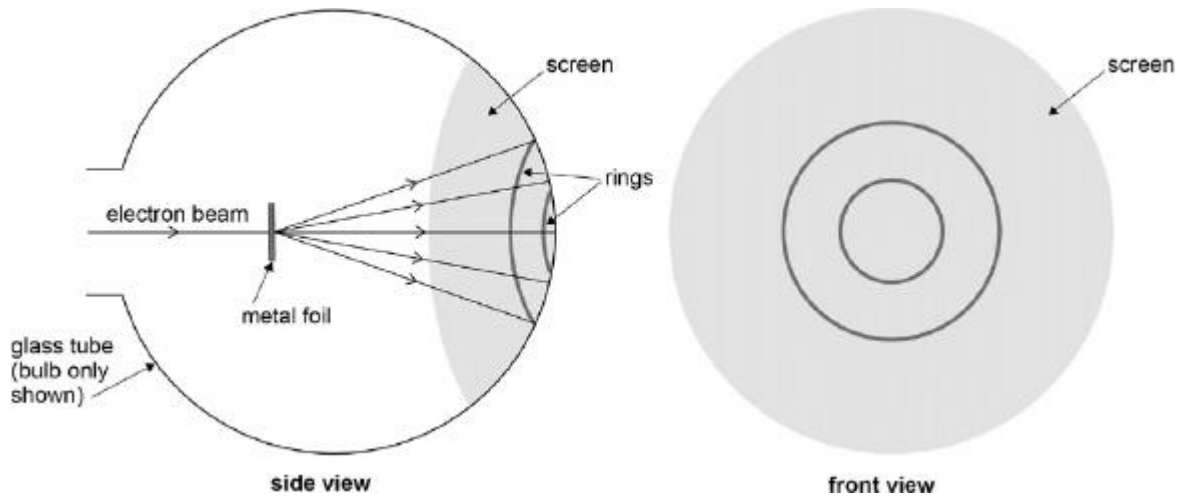
(c) The potential difference between the filament wire and the metal plate is 4800 V.
 Calculate the de Broglie wavelength of the electrons in the beam.

wavelength = m

(4)

The beam is directed at a thin metal foil between the metal plate and a fluorescent screen at the end of the tube, as shown in **Figure 2**.
 The electrons that pass through the metal foil cause a pattern of concentric rings on the screen.

Figure 2



- (d) The potential difference between the filament and the metal plate is increased. State and explain the effect this has on the diameter of the rings.

.....

.....

.....

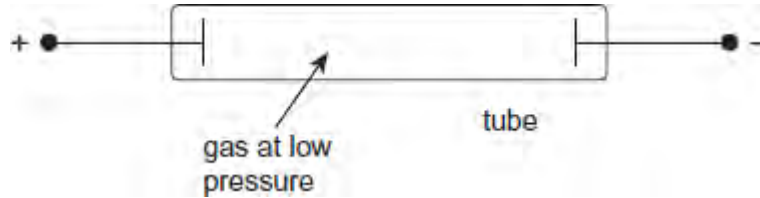
.....

.....

.....

(3)
 (Total 10 marks)

Q2. The following figure shows a discharge tube containing a gas at low pressure. When a sufficiently high potential difference is applied between the two electrodes in the tube the gas becomes conducting and emits light.



- (a) (i) Describe how the charged particles responsible for conduction in the gas are produced.

.....

.....

.....

.....

.....

(2)

- (ii) Explain why the gas emits light and why it must be at low pressure.

.....

.....

.....

.....

.....

.....

.....

.....

(3)

- (b) The charged particles moving towards the negative electrode were initially referred to as positive rays. Explain why their **specific charge** depends on the choice of gas in the tube.

.....

.....

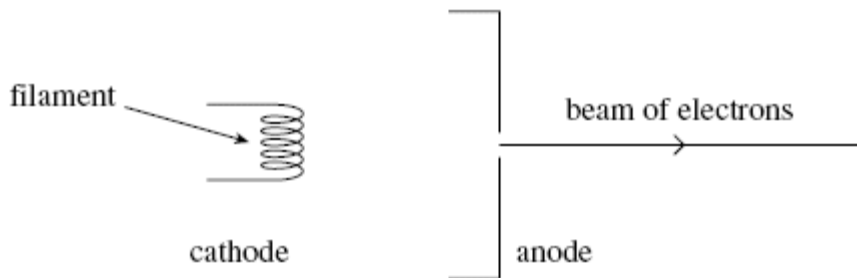
.....

.....

(2)
(Total 7 marks)

Q3. A narrow beam of electrons is produced in a vacuum tube using an electron gun, part of which is shown in **Figure 1**.

Figure 1



(a) (i) State and explain the effect on the beam of electrons of increasing the filament current.

.....
.....
.....
.....

(2)

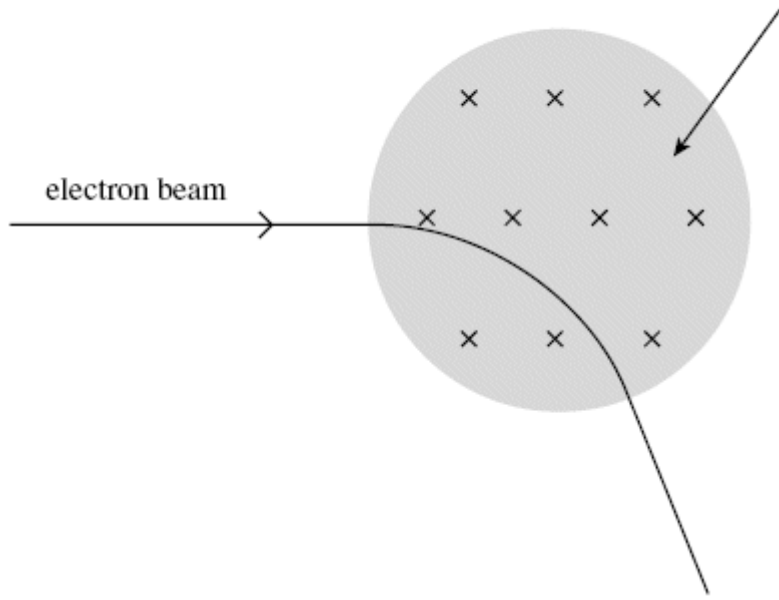
(ii) State and explain the effect on the beam of electrons of increasing the anode potential.

.....
.....
.....
.....

(2)

(b) The beam of electrons is directed at right angles into a uniform magnetic field as shown in **Figure 2**.

Figure 2



- (i) Explain why the electrons move in a circular path at a constant speed in the magnetic field.

.....

.....

.....

.....

.....

.....

(3)

- (ii) When the speed of the electrons in the beam is $7.4 \times 10^6 \text{ m s}^{-1}$ and the magnetic flux density is 0.60 m T , the radius of curvature of the beam is 68 mm .

Use these data to calculate the specific charge of the electron, stating an appropriate unit. Give your answer to an appropriate number of significant figures.

answer =

(4)

- (iii) Discuss the historical relevance of the value of the specific charge of the electron compared with the specific charge of the H^+ ion.

.....
.....
.....
.....

(2)

(Total 13 marks)