



GCSE Biology

Cell Transport

Question Paper

Time available: 65 minutes

Marks available: 55 marks

www.accesstuition.com

1.

Earthworms are small animals that live in soil. Earthworms have no specialised gas exchange system and absorb oxygen through their skin.

(a) What is the name of the process in which oxygen enters the skin cells?

Tick **one** box.

- Active transport
- Diffusion
- Osmosis
- Respiration

(1)

The table below shows information about four skin cells of an earthworm.

Cell	Percentage of oxygen	
	Outside cell	Inside cell
A	9	8
B	12	8
C	12	10
D	8	12

(b) Which cell has the smallest difference in percentage of oxygen between the outside and the inside of the cell?

Tick **one** box.

- A
- B
- C
- D

(1)

(c) Which cell will oxygen move **into** the fastest?

Tick **one** box.

A		B		C		D	
---	--	---	--	---	--	---	--

(1)

(d) Earthworms have a large surface area to volume ratio.

Suggest why a large surface area to volume ratio is an advantage to an earthworm.

(1)

(e) The earthworm uses enzymes to digest dead plants.

Many plants contain fats or oils.

Which type of enzyme would digest fats?

(1)

(f) Earthworms move through the soil.

This movement brings air into the soil.

Dead plants decay faster in soil containing earthworms compared with soil containing **no** earthworms.

Explain why.

(3)

(g) When earthworms reproduce, a sperm cell from one earthworm fuses with an egg cell from a different earthworm.

Name the process when an egg cell and a sperm cell fuse.

(1)

(h) Some types of worm reproduce by a process called fragmentation.

In fragmentation, the worm separates into two or more parts. Each part grows into a new worm.

What type of reproduction is fragmentation?

(1)

(Total 10 marks)

2.

A student carried out an investigation using chicken eggs.

This is the method used.

1. Place 5 eggs in acid for 24 hours to dissolve the egg shell.
2. Measure and record the mass of each egg.
3. Place each egg into a separate beaker containing 200 cm³ of distilled water.
4. After 20 minutes, remove the eggs from the beakers and dry them gently with a paper towel.
5. Measure and record the mass of each egg.

Table 1 shows the results.

Table 1

Egg	Mass of egg without shell in grams	Mass of egg after 20 minutes in grams
1	73.5	77.0
2	70.3	73.9
3	72.4	75.7
4	71.6	73.1
5	70.5	73.8

(a) Another student suggested that the result for egg 4 was anomalous.

Do you agree with the student?

Give a reason for your answer.

(1)

(b) Calculate the percentage change in mass of egg 3.

Percentage change in mass = _____

(2)

(c) Explain why the masses of the eggs increased.

(3)

(d) Explain how the student could modify the investigation to determine the concentration of the solution inside each egg.

(3)

Chicken egg shells contain calcium. Calcium ions are moved from the shell into the cytoplasm of the egg.

Table 2 shows information about the concentration of calcium ions.

Table 2

Location	Concentration of calcium ions in arbitrary units
Egg shell	0.6
Egg cytoplasm	2.1

(e) Explain how calcium ions are moved from the shell into the cytoplasm of the egg.

(3)

(Total 12 marks)

3.

A student investigated the effect of different sugar solutions on potato tissue.

This is the method used.

1. Add 30 cm³ of 0.8 mol dm⁻³ sugar solution to a boiling tube.
2. Repeat step 1 with equal volumes of 0.6, 0.4 and 0.2 mol dm⁻³ sugar solutions.
3. Use water to give a concentration of 0.0 mol dm⁻³.
4. Cut five cylinders of potato of equal size using a cork borer.
5. Weigh each potato cylinder and place one in each tube.
6. Remove the potato cylinders from the solutions after 24 hours.
7. Dry each potato cylinder with a paper towel.
8. Reweigh the potato cylinders.

The table below shows the results.

Concentration of sugar solution in mol dm ⁻³	Starting mass in g	Final mass in g	Change of mass in g	Percentage (%) change
0.0	1.30	1.51	0.21	16.2
0.2	1.35	1.50	0.15	X
0.4	1.30	1.35	0.05	3.8
0.6	1.34	1.28	-0.06	-4.5
0.8	1.22	1.11	-0.11	-9.0

- (a) Calculate the value of **X** in the table above.

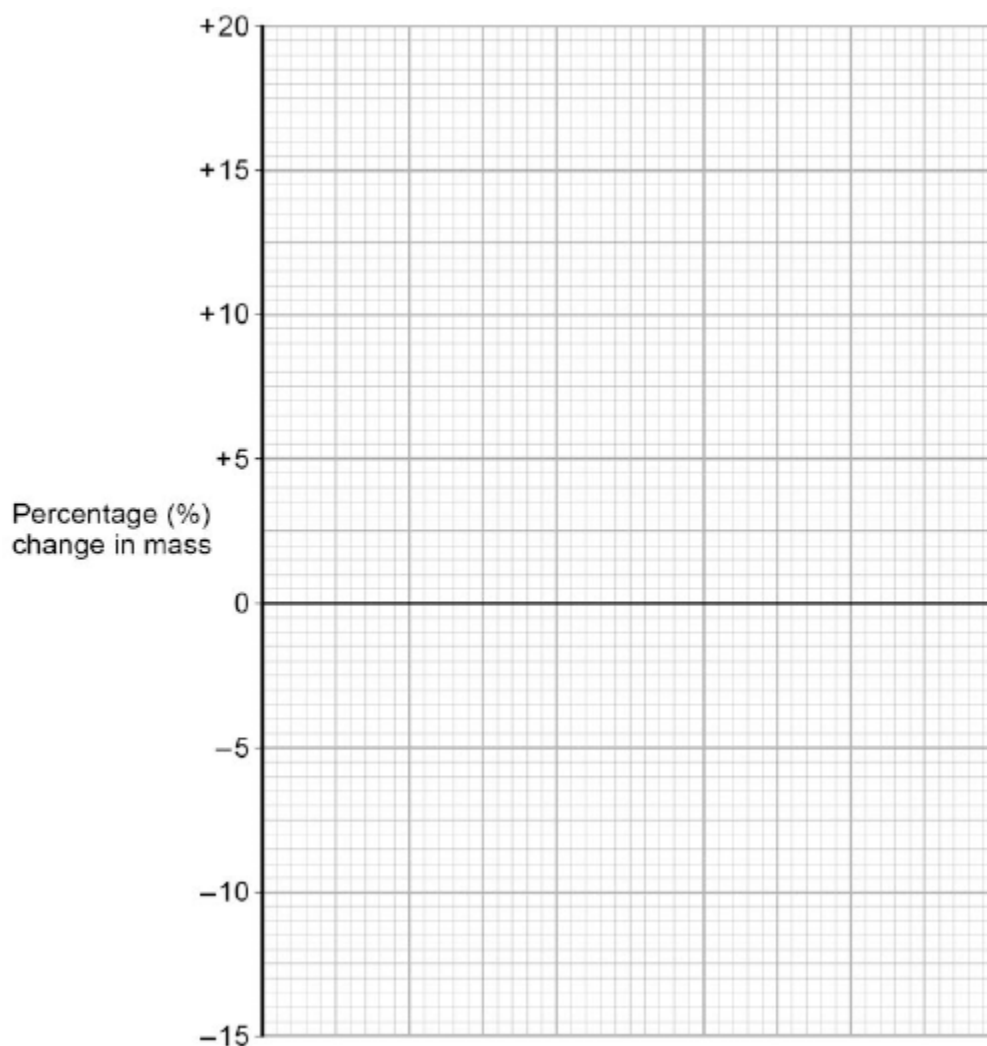
Percentage change in mass = _____ %

(b) Why did the student calculate the percentage change in mass as well as the change in grams?

(1)

(c) Complete the graph using data from the table above.

- Choose a suitable scale and label for the x-axis.
- Plot the percentage (%) change in mass.
- Draw a line of best fit.



(4)

(d) Use your graph to estimate the concentration of the solution inside the potato cells.

Concentration = _____ mol dm⁻³

(1)

(e) The results in the table above show the percentage change in mass of the potato cylinders.

Explain why the percentage change results are positive **and** negative.

(3)

(f) Suggest **two** possible sources of error in the method given above.

1. _____

2. _____

(2)

(Total 13 marks)

4.

Cells, tissues and organs are adapted to take in different substances and get rid of different substances.

The table shows the concentration of four ions outside cells and inside cells.

Ion	Concentration outside cells in mmol per dm ³	Concentration inside cells in mmol per dm ³
Sodium	140	9
Potassium	7	138
Calcium	2	27
Chloride	118	3

- (a) Use information from the table above to complete the following sentences.

Sodium ions will move into cells by the process

of _____ .

Potassium ions will move into cells by the process

of _____ .

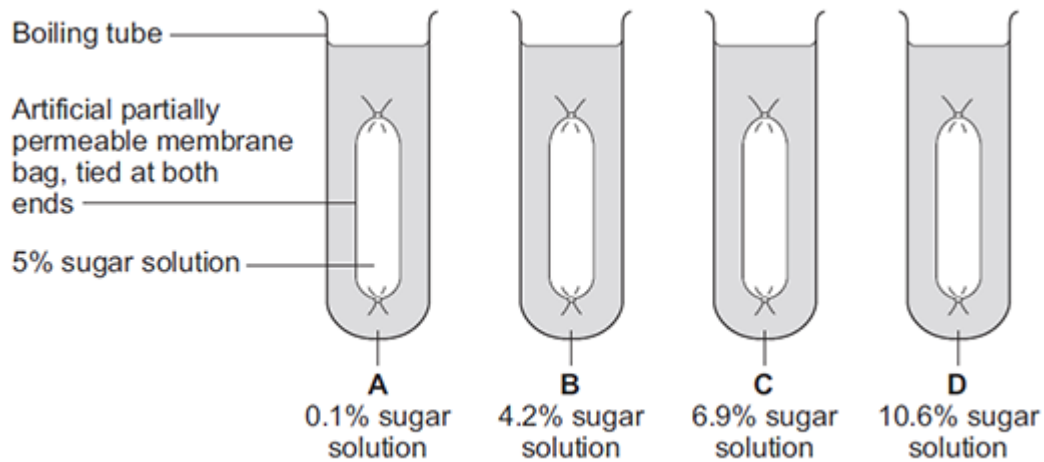
(2)

- (b) Some students investigated the effect of the different concentrations of sugar in four drinks, **A**, **B**, **C** and **D**, on the movement of water across a partially permeable membrane.

The students:

- made four bags from artificial partially permeable membrane
- put equal volumes of 5% sugar solution in each bag
- weighed each bag containing the sugar solution
- placed one bag in each of the drinks, **A**, **B**, **C** and **D**
- after 20 minutes removed the bags containing the sugar solution and weighed them again.

The diagram below shows how they set up the investigation.



- (i) The bag in drink **A** got heavier after 20 minutes.

Explain why.

(3)

- (ii) In which drink, **A**, **B**, **C** or **D**, would you expect the bag to show the smallest change in mass?

Tick (✓) **one** box.

A **B** **C** **D**

(1)

- (iii) Explain why you think the bag you chose in part **(b)(ii)** would show the smallest change.

(2)

(Total 8 marks)

5.

The diagrams show the same cell of a common pond plant.

Diagram A shows the cell in a hypotonic solution.

Diagram B shows the same cell in a hypertonic solution.

Diagram A

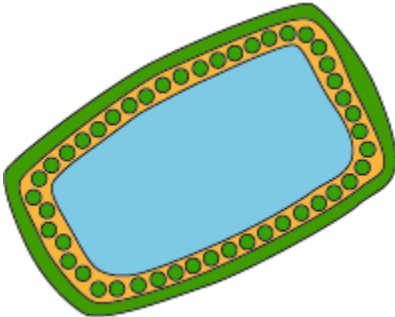


Diagram B



(a) What is a **hypertonic** solution?

(2)

(b) What word is used to describe plant cells placed in:

(i) a **hypotonic** solution

(1)

(ii) a **hypertonic** solution?

(1)

(c) Explain what has happened to the plant cell in **diagram B**.

(4)

(d) Animal cells will also change when placed in different solutions.

Some red blood cells are put in a hypotonic solution.

Describe what would happen to these red blood cells **and** explain why this is different from what happened to the plant cell in **diagram A**.

(4)

(Total 12 marks)