



GCSE Biology

Plant Hormones

Question Paper

Time available: 50 minutes

Marks available: 41 marks

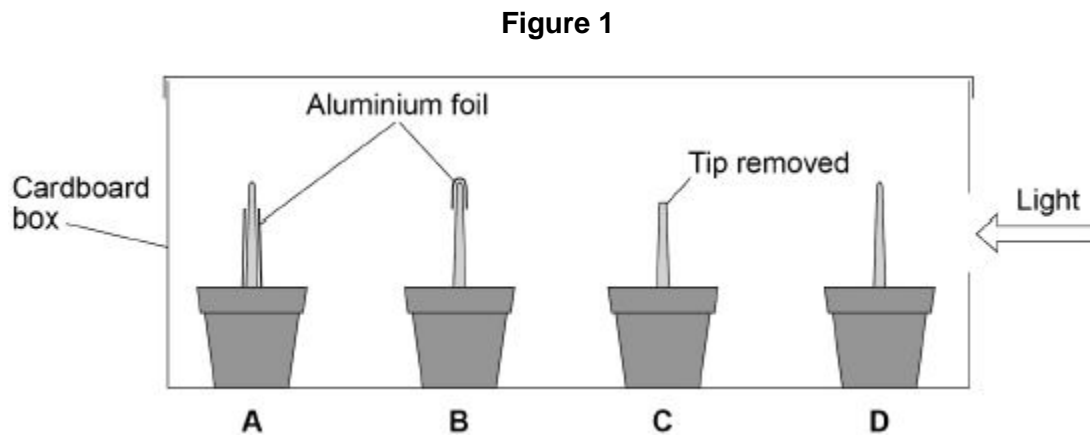
www.accesstuition.com

1. Some students investigated phototropism in plant seedlings.

This is the method used.

1. Measure the lengths of the shoots of 20 seedlings.
2. Set up four groups of seedlings as follows:
 - **A** – bottom of shoot covered in aluminium foil
 - **B** – tip covered in aluminium foil
 - **C** – tip removed
 - **D** – no changes.
3. Put the seedlings in a cardboard box.
4. Use a lamp to shine a light into the box through a hole in one side.
5. After one day, re-measure the lengths of the shoots.
6. Make a drawing of the appearance of one seedling from each group.

Figure 1 shows the appearance of one seedling in each group at the start of the investigation.



(a) Which **two** conditions should the students have kept constant for each group of seedlings?

Tick **two** boxes.

The length of the roots

The number of seedlings in each group

The temperature

The thickness of the aluminium foil

The volume of water added to the soil

(2)

(b) What is the purpose of the aluminium foil?

Tick **one** box.

To hold the shoot straight

To keep the shoot warm

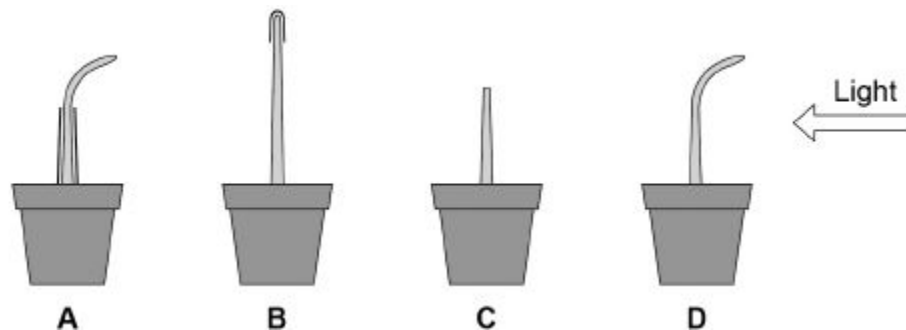
To remove the effect of gravity

To stop light reaching the shoot

(1)

Figure 2 shows the students' results.

Figure 2



	A	B	C	D
Mean length of shoot at start in mm	23	24	21	25
Mean length of shoot after 1 day in mm	28	30	23	30
Mean change in length of shoot in mm	5	6	2	5

(c) Suggest how the students measured the lengths of the curved shoots of seedlings **A** and **D** at the end of the investigation.

(2)

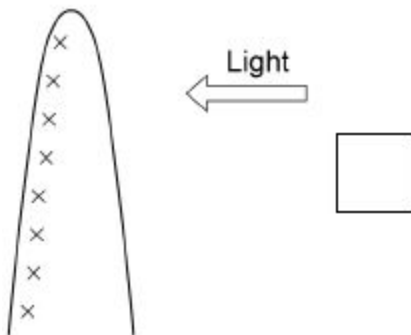
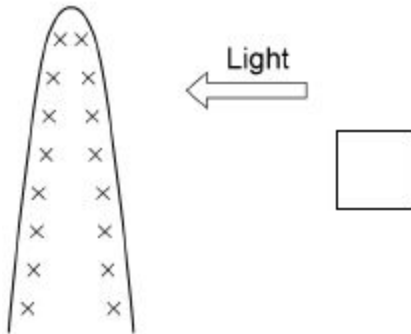
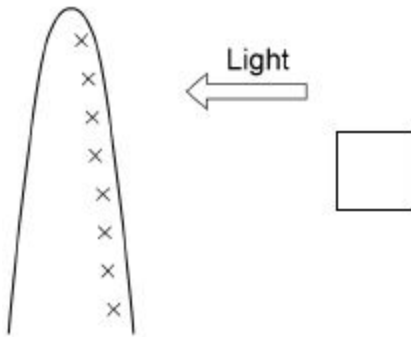
(d) The students concluded that the **tip** of the shoot is needed for the plant to respond to light. Give evidence for this conclusion from **Figure 2**.

(2)

(e) A hormone stimulates growth in shoots.

Which distribution of the hormone would cause the results seen in shoot **D**?

Tick **one** box.



Key:
 x x = Molecules of hormone
 x

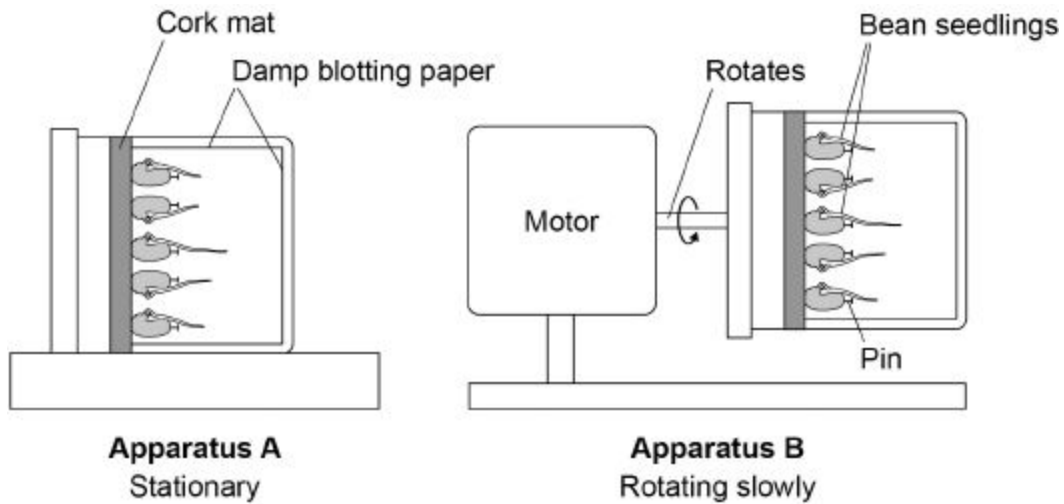
(1)
(Total 8 marks)

2.

Some students investigated geotropism in the roots of bean seedlings.

Figure 1 shows the apparatus used.

Figure 1



This is the method used.

1. Measure the length of the root of each of 10 bean seedlings.
 2. Pin 5 seedlings to the cork mat in apparatus **A**.
 3. Pin 5 seedlings to the cork mat in apparatus **B**.
 4. Leave **A** and **B** in a dark cupboard for 2 days.
 5. After the 2 days:
 - make a drawing to show the appearance of each seedling
 - measure the length of the root of each seedling.
- (a) Why did the students surround the seedlings with damp blotting paper?

Tick **one** box.

To prevent light affecting the direction of root growth

To prevent photosynthesis taking place in the roots

To prevent the growth of mould on the roots

To prevent water affecting the direction of root growth

Apparatus **B** is a control.

Apparatus **B** rotates slowly.

(b) How does apparatus **B** act as a control?

(1)

The table below shows the students' results.

	Apparatus A					Apparatus B				
Seedling number	1	2	3	4	5	1	2	3	4	5
Length at start in mm	35	41	32	33	39	30	33	29	28	31
Length after 2 days in mm	49	57	43	45	54	45	45	44	29	44
Length change in mm	14	16	11	12	15	15	12	15	1	13
Mean length change in mm	14					11				

(c) One student stated:

'The mean length change for the seedlings in apparatus **B** is **not** valid.'

Suggest the reason for the student's statement.

(1)

(f) In horticulture plant hormones are used for controlling plant growth.

Draw **one** line from each plant hormone to the correct use of that hormone.

Plant hormone	Use of hormone
Auxin	To reduce the time taken for tomatoes to ripen
Ethene	To slow down the growth of plant stems
Gibberellin	To promote seed germination
	To stimulate root growth in plan cuttings

(3)

(Total 10 marks)

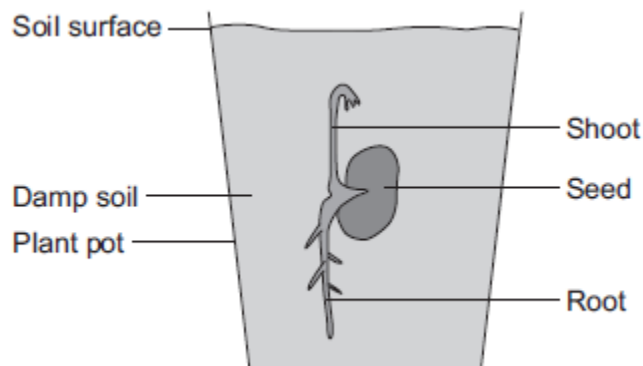
3.

A student investigated growth in plants.

The student:

- planted a seed in damp soil in a plant pot
- put the plant pot in a dark cupboard.

The image below shows the result after 5 days.



(a) Draw a ring around the correct answer to complete each sentence.

(i) After the 5 days, the root had grown

- away from water.
in the direction of the force of gravity.
towards light.

(1)

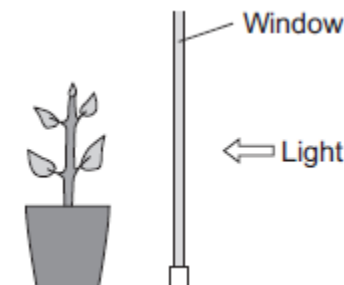
(ii) After the 5 days, the shoot had grown

- against the force of gravity.
away from light.
towards water.

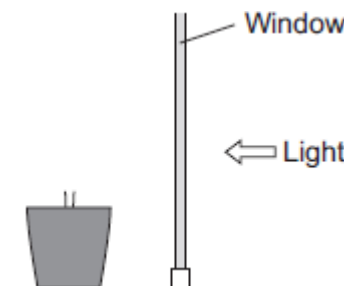
(1)

(b) After the plant had grown, the student put the plant pot by a window with lots of light.

The illustration below shows this.



(i) Complete the diagram below to show the appearance of the student's plant after 20 days by the window.



(1)

(ii) Explain the advantage to the plant of growing in the way that you have drawn in part (b)(i).

(2)

(Total 5 marks)

4.

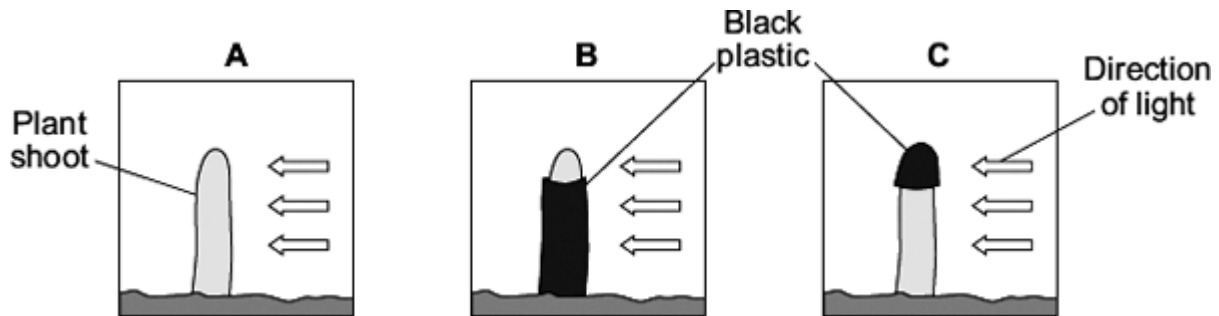
Charles Darwin investigated tropisms in plants.

Some students did an investigation similar to Darwin's investigation.

The students:

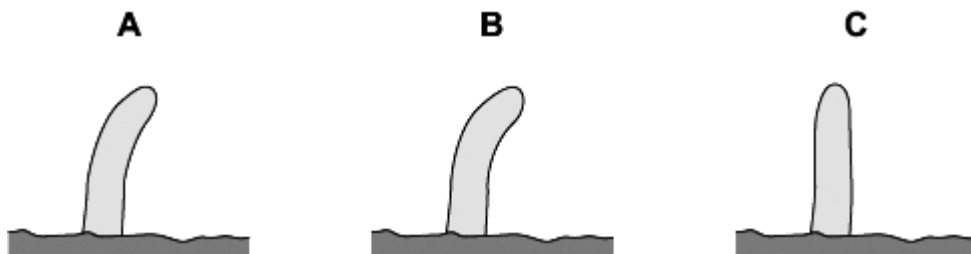
- grew seeds until short shoots had grown
- used black plastic to cover parts of some of the shoots
- put the shoots in light coming from one direction
- put boxes over the shoots to keep out other light.

The diagrams show how the investigation was set up.



Two days later the students took off the black plastic covers and looked at the shoots.

The diagrams show the results.



(a) Give **two** variables that the students should control in this investigation.

(2)

(b) Shoot **A** bent towards the light as it grew.

Explain how.

(4)

(c) What conclusions can be drawn from the results about:

(i) the detection of the light stimulus

(1)

(ii) where in the shoot the response to the light takes place.

(1)

(Total 8 marks)

5.

Gardeners sometimes use weed killers to control the growth of plants.

(a) A gardener wanted to get rid of daisy plants growing in a lawn.

The gardener investigated the use of a weed killer.

The gardener:

- recorded the number of daisy plants growing in different 10 m^2 areas of the lawn
- made solutions of the weed killer (each solution had a different concentration)
- put 5 dm^3 of each solution on different 10 m^2 areas of the lawn
- recorded the number of daisy plants growing in each area after 2 weeks.

The table shows the results.

Concentration of weed killer in arbitrary units	Number of daisy plants per 10 m^2	
	Before using weed killer	2 weeks after using weed killer
0 (water)	8	8
20	6	8
40	9	6
60	5	2
80	4	0
100	8	0

(i) To make the investigation fair, the gardener controlled some variables.

Give **one** variable the gardener controlled in the investigation.

(1)

(ii) The gardener decided that the result for a concentration of 20 arbitrary units of weed killer was anomalous.

Suggest why the gardener decided this result was anomalous.

(1)

