



Please write clearly in block capitals.

Centre number

--	--	--	--	--

Candidate number

--	--	--	--

Surname

Forename(s)

Candidate signature

GCSE COMBINED SCIENCE: TRILOGY

H

Higher Tier
Physics Paper 2H

Friday 15 June 2018

Morning

Time allowed: 1 hour 15 minutes

Materials

For this paper you must have:

- a ruler
- a scientific calculator
- a protractor
- the Physics Equations Sheet (enclosed).

Instructions

- Use black ink or black ball-point pen.
- Fill in the box at the top of this page.
- Answer **all** questions in the spaces provided.
- Do all rough work in this book. Cross through any work you do not want to be marked.
- In all calculations, show clearly how you work out your answer.

Information

- The maximum mark for this paper is 70.
- The marks for questions are shown in brackets.
- You are expected to use a calculator where appropriate.
- You are reminded of the need for good English and clear presentation in your answers.

For Examiner's Use	
Question	Mark
1	
2	
3	
4	
5	
6	
7	
TOTAL	



JUN188464P2H01

IB/M/Jun18/E9

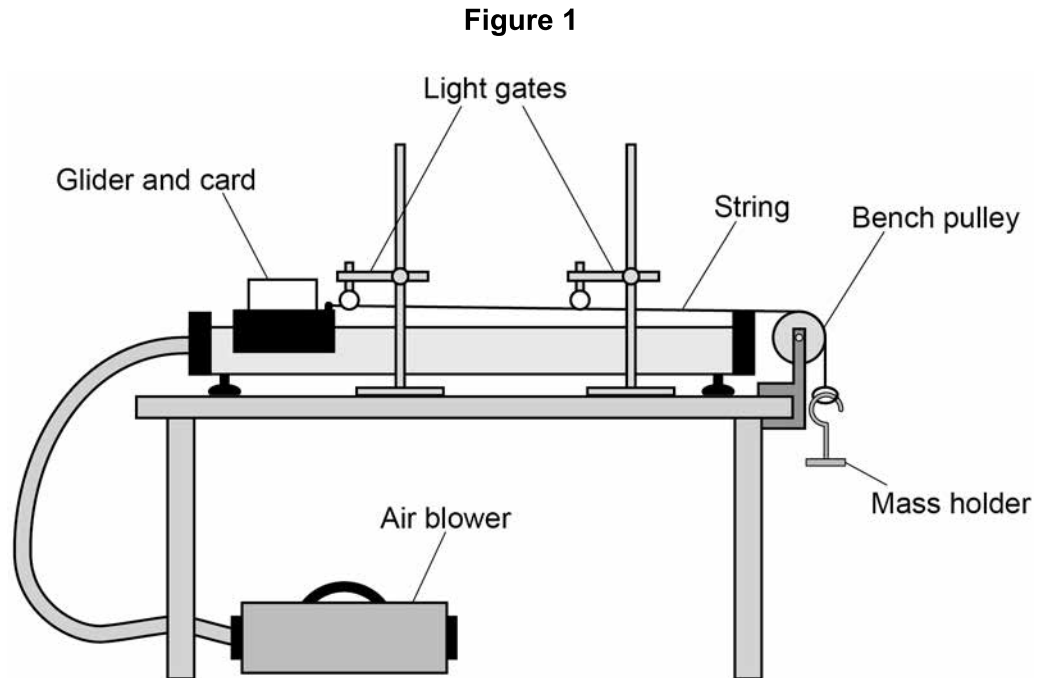
8464/P/2H

0 1

A student investigated acceleration using gliders, an air track and light gates.

The air track reduces friction between the glider and the track to zero.

Figure 1 shows the apparatus.



The glider was released from rest and moved along the track.

The mass holder hit the ground before the card passed through the second light gate.

0 1 . 1

Which **two** statements describe the effect this would have on the glider?

[2 marks]

Tick **two** boxes.

Its acceleration would decrease to zero.

Its acceleration would increase.

The resultant force on it would decrease to zero.

The resultant force on it would increase.

Its speed would increase.



0 1 . 2

The mass holder should **not** hit the ground before the card passes through the second light gate.

Suggest **one** way that the student could stop this happening.

[1 mark]

Question 1 continues on the next page

Turn over ►



The student increased the resultant force acting on the glider by adding more masses to the mass holder.

She calculated the acceleration of the glider for each resultant force.

Each test was done three times.

Table 1 shows the results.

Table 1

Resultant force in N	Acceleration in m/s^2			Mean acceleration in m/s^2
	Test 1	Test 2	Test 3	
0.20	1.3	1.2	1.3	1.26667
0.39	2.6	2.5	2.6	2.6
0.59	3.8	3.8	3.9	3.8
0.78	5.1	5.1	5.1	5.1
0.98	6.4	7.2	6.4	6.7

0 1 . 3 The student made **two** mistakes in the mean acceleration column.

Identify the mistakes the student made.

Suggest how each mistake can be corrected.

[4 marks]

Mistake _____

Correction _____

Mistake _____

Correction _____



0 1 . 4 Write a conclusion for this investigation.

Use the data in **Table 1**

[1 mark]

Question 1 continues on the next page

Turn over ►



0 1 . 5

The student used a constant resultant force to accelerate the glider.

The student changed the mass of the glider and calculated the new acceleration.

She repeated this for different masses of the glider, keeping the resultant force constant.

The results are shown in **Table 2**

Table 2

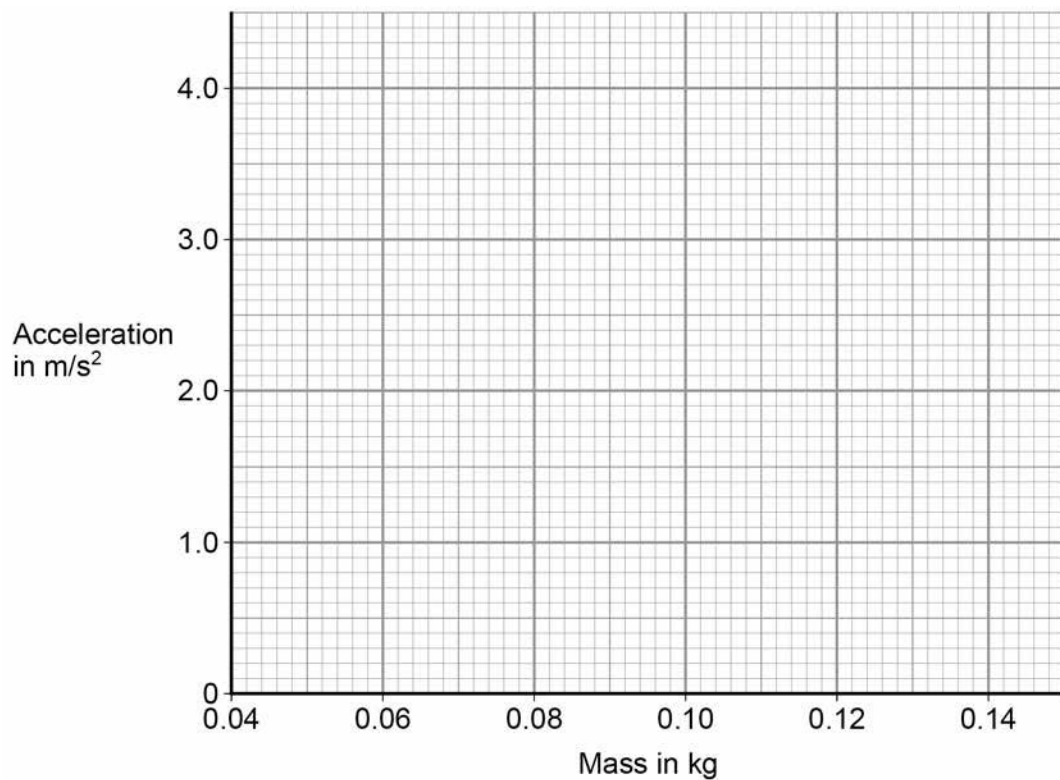
Mass of the glider in kg	Acceleration in m/s^2
0.060	3.5
0.080	2.6
0.10	2.0
0.12	1.7
0.14	1.4

Plot the results on **Figure 2**

Draw a line of best fit.

[3 marks]

Figure 2



0 1 . 6

Describe the relationship between mass and acceleration.

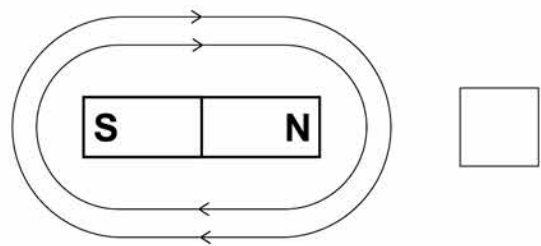
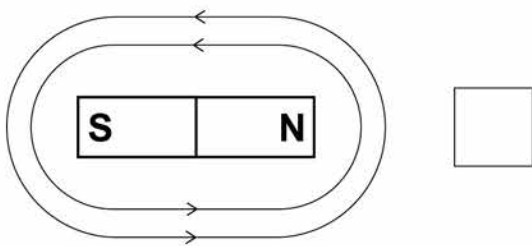
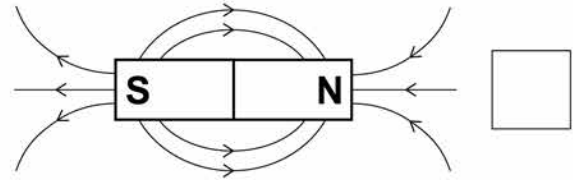
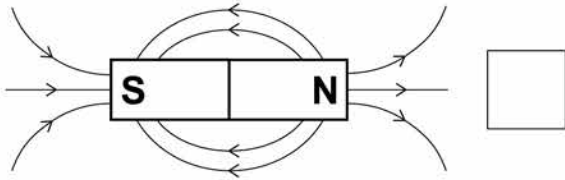
[1 mark]*Do not write
outside the
box*

12**Turn over for the next question****Turn over ►**

0 2 A magnet produces a magnetic field.

0 2 . 1 Which diagram shows the magnetic field pattern around a bar magnet? **[1 mark]**

Tick **one** box.



0 2 . 2 **Figure 3** shows three metal blocks.

The blocks are not labelled.

One block is a permanent magnet, one is iron and one is aluminium.

Figure 3



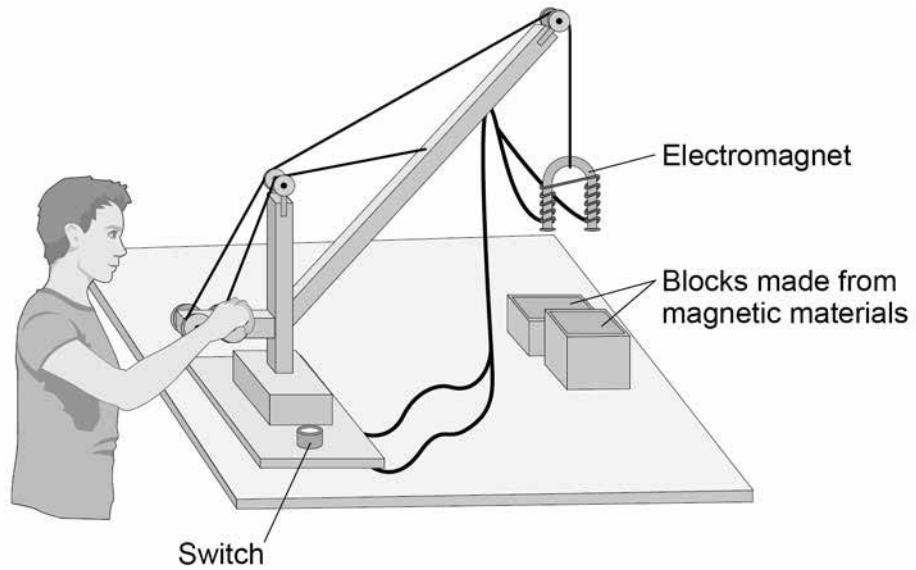
Describe how another permanent magnet can be used to identify the blocks.

[3 marks]



0 2 . 3 Figure 4 shows a toy crane.

Figure 4



The toy crane uses an electromagnet to pick up and move the blocks.
Explain how this electromagnet is able to pick up and move the blocks.

[6 marks]

Turn over ►



0 3

Figure 5 shows an ice skater, Skater A.

Figure 5



0 3 . 1

Write down the equation that links mass, momentum and velocity.

[1 mark]

0 3 . 2

Skater A travels with a velocity of 3.2 m/s and has a momentum of 200 kg m/s

Calculate the mass of Skater A.

[3 marks]

Mass = _____ kg



0	3	.	3
---	---	---	---

Skater **A** bumps into another skater, Skater **B**. Skater **B** is stationary.

The skaters move off together in a straight line.

Explain what happens to the velocity of each of the skaters.

Use the idea of conservation of momentum.

[3 marks]

7

Turn over for the next question

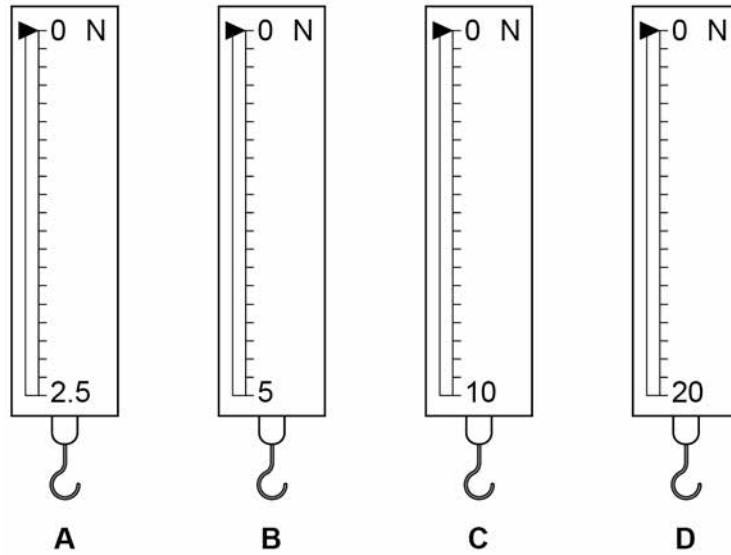
Turn over ►



0 4 . 1 Figure 6 shows four newtonmeters.

Each newtonmeter contains a spring.

Figure 6



Which newtonmeter has the spring with the greatest spring constant?

Give a reason for your answer.

[2 marks]

Newtonmeter _____

Reason _____



0 4 . 2

The newtonmeter in **Figure 7** will give an error when used to make a measurement.**Figure 7**

Name the type of error.

Describe how this error can be corrected.

[2 marks]

Type of error _____

Correction _____

Question 4 continues on the next page**Turn over ►**

0 4 . 3 A student hangs a weight on a newtonmeter.

The energy now stored in the spring in the newtonmeter is 4.5×10^{-2} J

The student then increases the weight on the newtonmeter by 2.0 N

Calculate the total extension of the spring.

Spring constant = 400 N/m

[6 marks]

Total extension = _____ m

10



0 5

A car aerial receives radio waves from a radio transmitter.

Radio waves are transverse waves.

Sound waves are longitudinal waves.

0 5 . 1

Describe the difference between transverse waves and longitudinal waves.

[2 marks]

0 5 . 2

The radio waves have a frequency of 4.8×10^9 Hz

Wave speed of electromagnetic waves = 3.0×10^8 m/s

Calculate the wavelength of the radio waves.

Give your answer to 2 significant figures.

[3 marks]

Wavelength = _____ m

Question 5 continues on the next page

Turn over ►

Do not write
outside the
box

0 5 . 3

Describe how the radio waves reaching the car aerial produce signals in the electrical circuit of the car radio.

[3 marks]

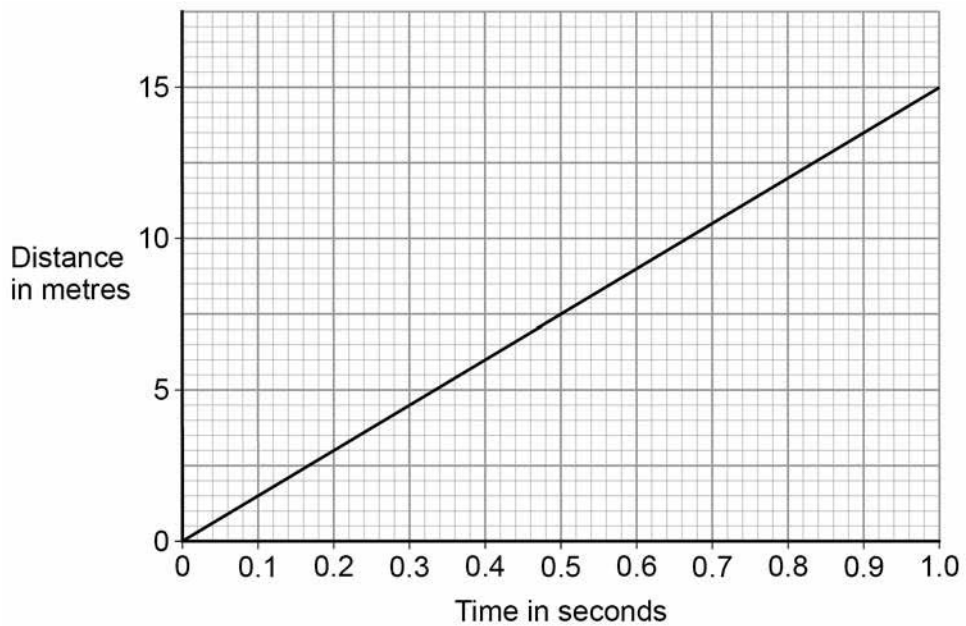
8



0 6 . 1

Figure 8 shows the distance-time graph for a car travelling at 15 m/s

Figure 8



When the driver is tired, his reaction time increases from 0.50 seconds to 0.82 seconds.

Determine the **extra** distance the car would travel before the driver starts braking.

[2 marks]

Distance = _____ m

0 6 . 2

When the brakes are used, the temperature of the brakes increases.

Explain why. Use ideas about energy in your explanation.

[2 marks]

Question 6 continues on the next page

Turn over ►



0 6 . 3

A lorry travels 84 m with a constant acceleration of 2.0 m/s^2 to reach a velocity of 19 m/s

Calculate the initial velocity of the lorry.

Use the Physics Equations Sheet.

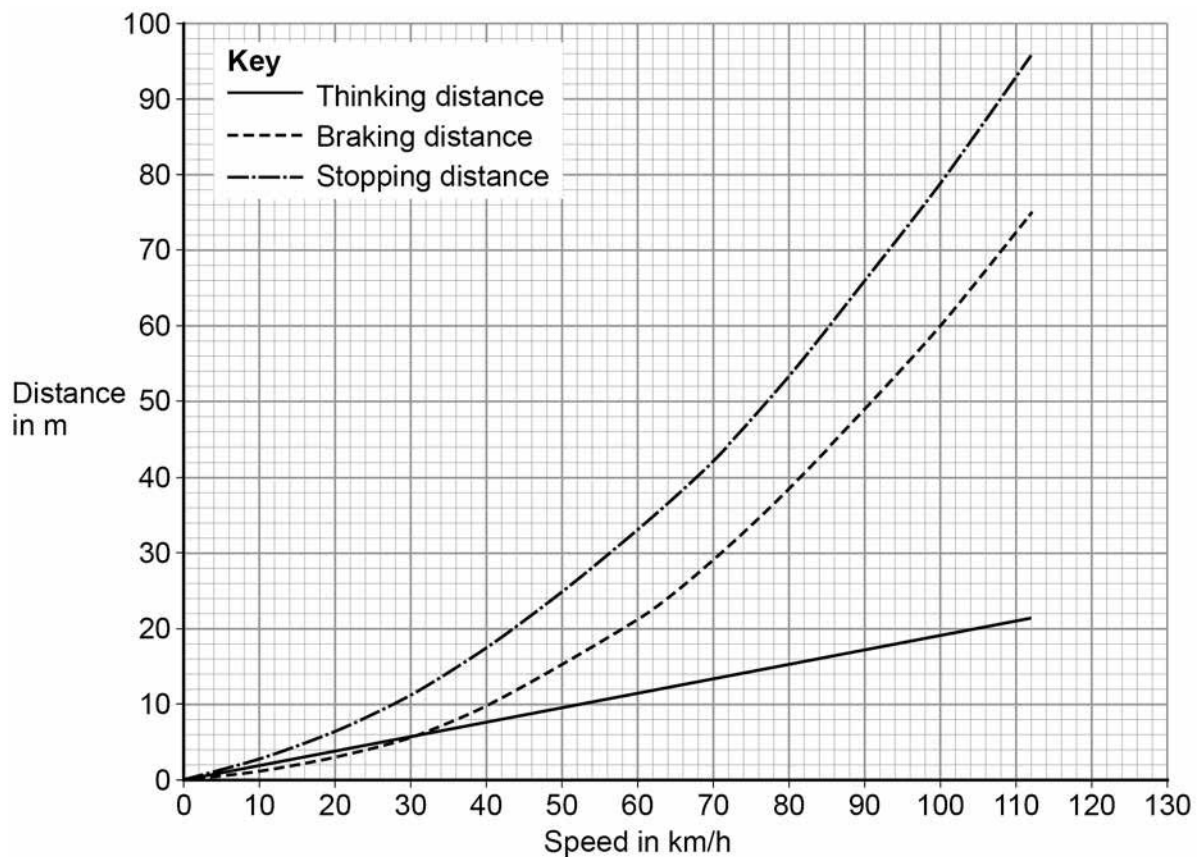
[3 marks]

Initial velocity = _____ m/s

0 6 . 4

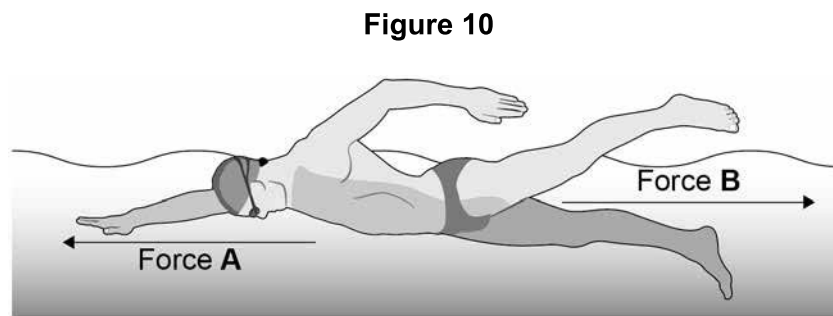
Figure 9 shows how the thinking distance, braking distance and stopping distance for a car vary with the speed of the car.

Figure 9



0 7

Figure 10 shows the horizontal forces acting on a man swimming in the sea.



0 7 . 1

Describe the movement of the man when the resultant horizontal force is 0 N

[1 mark]

0 7 . 2

The man increases Force **A**.

Explain what happens to Force **B** and to the movement of the man.

[4 marks]



0 7 . 3

A boat moves through the sea.

There is a 3000 N force to the west on the boat.


There is a 1000 N force to the south on the boat.

Determine the magnitude and direction of the resultant force on the boat.

Draw a vector diagram of these forces to scale on **Figure 11**

[3 marks]

Figure 11



Magnitude of resultant force = _____ N

Direction of resultant force = _____ °

0 7 . 4

The force to the south on the boat increases.

What effect does this have on the resultant force on the boat?

[2 marks]

END OF QUESTIONS

10



There are no questions printed on this page

*Do not write
outside the
box*

**DO NOT WRITE ON THIS PAGE
ANSWER IN THE SPACES PROVIDED**



There are no questions printed on this page

*Do not write
outside the
box*

**DO NOT WRITE ON THIS PAGE
ANSWER IN THE SPACES PROVIDED**



There are no questions printed on this page

*Do not write
outside the
box*

**DO NOT WRITE ON THIS PAGE
ANSWER IN THE SPACES PROVIDED**

Copyright information

For confidentiality purposes, from the November 2015 examination series, acknowledgements of third party copyright material will be published in a separate booklet rather than including them on the examination paper or support materials. This booklet is published after each examination series and is available for free download from www.aqa.org.uk after the live examination series.

Permission to reproduce all copyright material has been applied for. In some cases, efforts to contact copyright-holders may have been unsuccessful and AQA will be happy to rectify any omissions of acknowledgements. If you have any queries please contact the Copyright Team, AQA, Stag Hill House, Guildford, GU2 7XJ.

Copyright © 2018 AQA and its licensors. All rights reserved.

