

Please write clearly in block capitals.

Centre number

--	--	--	--	--

Candidate number

--	--	--	--

Surname

Forename(s)

Candidate signature

GCSE COMBINED SCIENCE: TRILOGY

H

Higher Tier
Chemistry Paper 2H

Wednesday 12 June 2019

Morning

Time allowed: 1 hour 15 minutes

Materials

For this paper you must have:

- a ruler
- a scientific calculator
- the periodic table (enclosed).

Instructions

- Use black ink or black ball-point pen.
- Fill in the boxes at the top of this page.
- Answer **all** questions in the spaces provided.
- Do all rough work in this book. Cross through any work you do not want to be marked.
- In all calculations, show clearly how you work out your answer.

Information

- The maximum mark for this paper is 70.
- The marks for questions are shown in brackets.
- You are expected to use a calculator where appropriate.
- You are reminded of the need for good English and clear presentation in your answers.

For Examiner's Use	
Question	Mark
1	
2	
3	
4	
5	
6	
7	
TOTAL	



0 1

Water that is safe to drink contains dissolved substances.

0 1 . 1

What do we call water that is safe to drink?

[1 mark]Tick (✓) **one** box.

Desalinated

Filtered

Fresh

Potable

0 1 . 2

Describe a test for pure water.

Give the result of the test if the water is pure.

[2 marks]

Test _____

Result _____



0 1 . 3

Describe a method to determine the mass of dissolved solids in a 100 cm³ sample of river water.

[4 marks]

0 1 . 4

A sample of river water contains 125 mg per dm³ of dissolved solids.

Calculate the mass of dissolved solids in grams in 250 cm³ of this sample of river water.

Give your answer to 2 significant figures.

[4 marks]

Mass of dissolved solids = _____ g

Turn over ►

0 1 . 5

A water company allows a maximum of 500 mg per dm³ of sulfate ions in drinking water.

A sample of drinking water contains 44 mg per dm³ of sulfate ions.

Calculate the percentage (%) of the maximum allowed mass of sulfate ions in the sample of drinking water.

[2 marks]

Percentage (%) of the maximum allowed mass = _____ %

13

0	2
---	---

This question is about atmospheric pollutants from fuels.

0	2	.	1
---	---	---	---

Fuel burns in a car engine.

Describe how oxides of nitrogen are produced in a car engine.

[2 marks]

Question 2 continues on the next page

Turn over ►



0 2 . 2 **Table 1** shows the carbon footprint during the manufacture and use of three cars.

Table 1

Car	Mass of CO ₂ produced during manufacture in kg	Mass of CO ₂ produced when driving in kg per km	Total mass of CO ₂ produced from manufacture and 40 000 km driving in kg	Total mass of CO ₂ produced from manufacture and 100 000 km driving in kg
Car A	14 000	0.123	18 920	26 300
Car B	20 000	0.085	23 400	28 500
Car C	23 000	0.044	24 760	27 400

Evaluate the carbon footprint of the cars.

Use information from **Table 1**.

[6 marks]



0 3

This question is about chromatography of food colouring.

0 3 . 1

Food colouring is a formulation.

What is a formulation?

[1 mark]

0 3 . 2

Explain how paper chromatography separates the dyes in a food colouring.

Do **not** give details of how to do the experiment.**[2 marks]**

0 3 . 3

Explain how the student could tell from the chromatogram that the food colouring contained more than one dye.

[2 marks]

Question 3 continues on the next page**Turn over ►**

Do not write
outside the
box

0 3 . 4

Explain how the student could use chromatography to identify unknown dyes in the food colouring.

[3 marks]

8



0 4

This question is about copper and fuels.

0 4 . 1

Copper is extracted from low-grade ores by phytomining.

Describe how copper metal is produced by phytomining.

[4 marks]

0 4 . 2

Another method of extracting copper from low-grade ores is bioleaching.

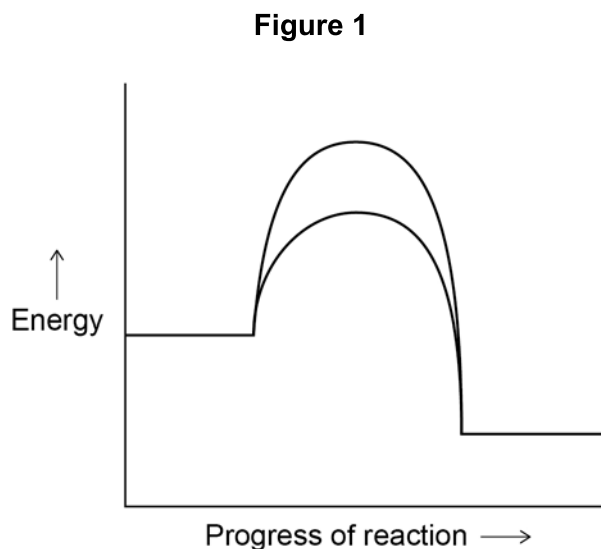
A solution of copper sulfate (CuSO_4) produced by bioleaching has a concentration of 0.319 g/dm^3 Relative atomic masses (A_r): Cu = 63.5 O = 16 S = 32Calculate the number of moles of copper that can be produced from 1 dm^3 of this solution.**[3 marks]**

Number of moles of copper = _____ mol

Turn over ►

Copper is used as a catalyst.

Figure 1 shows reaction profiles for a reaction with and without a catalyst.



0 4 . 3

How do the reaction profiles show that using a catalyst does **not** affect the overall energy change for the reaction?

[1 mark]

Tick (✓) **one** box.

Both reaction profiles show exothermic reactions.

Both reaction profiles start at the same energy level and end at the same energy level.

Both reaction profiles show the activation energy.

The activation energy for the uncatalysed reaction is much lower than for the catalysed reaction.



0 4 . 4 Copper is a catalyst in a reaction to produce ethanol from carbon dioxide.

Ethanol (C₂H₅OH) is used as a fuel.

Suggest why producing ethanol from carbon dioxide is sustainable.

[2 marks]

0 4 . 5 Chemistry plays an important role in sustainable development.

What is sustainable development?

[2 marks]

12

Turn over for the next question

Turn over ►



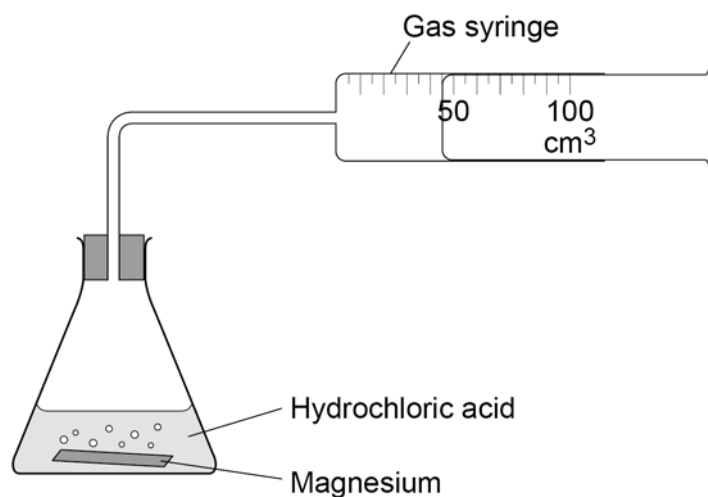
0 5

This question is about magnesium.

A student investigated the rate of the reaction between magnesium and hydrochloric acid.

Figure 2 shows the apparatus.

Figure 2




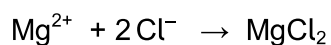
0 5 . 1


Which is the correct ionic equation for the reaction?

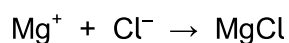
[1 mark]

Tick (✓) **one** box.











0 5 . 2 What happens in the reaction between magnesium and hydrochloric acid?

[1 mark]

Tick (✓) **one** box.

Electron sharing

Electron transfer

Proton transfer

Question 5 continues on the next page

Turn over ►



0 5 . 3 Table 2 shows the student's results.

Table 2

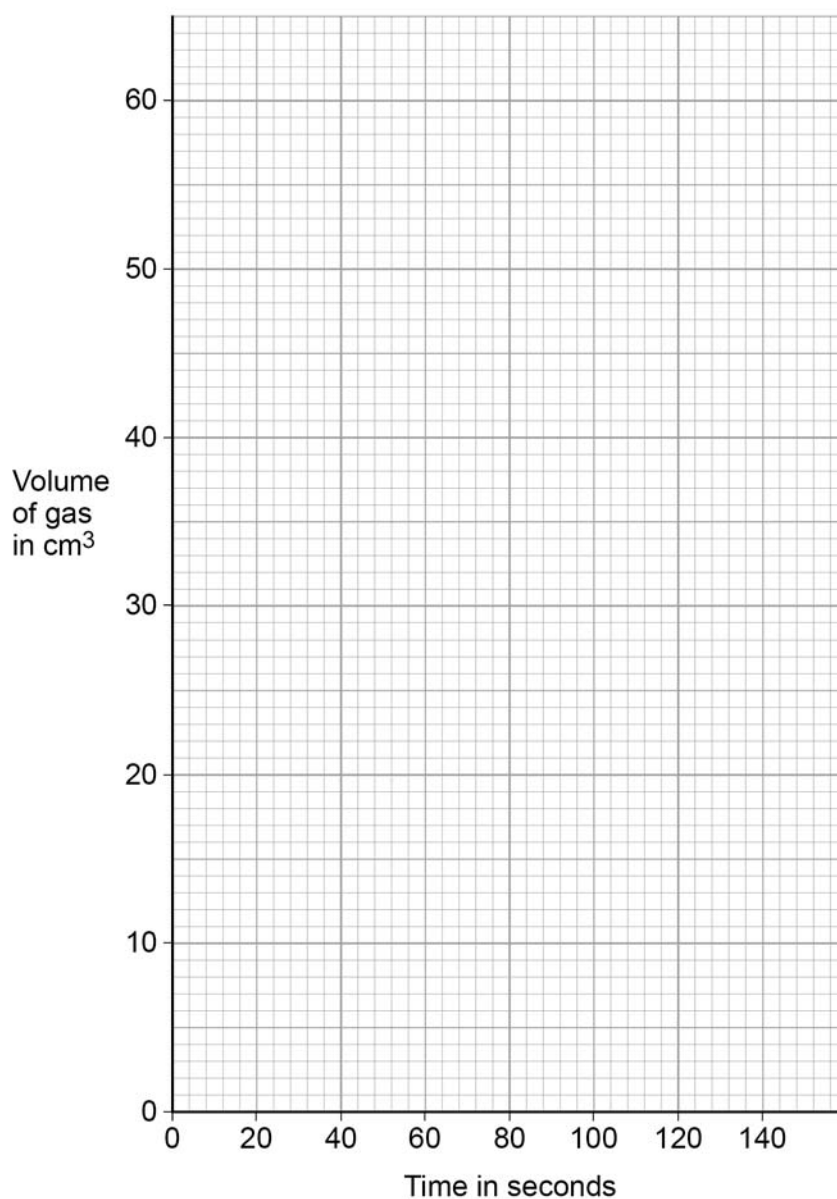
Time in seconds	0	10	35	50	95	120	140
Volume of gas in cm³	0.0	12.5	36.0	43.5	59.0	60.0	60.0

Plot the data from **Table 2** on **Figure 3**.

Draw a line of best fit.

[3 marks]

Figure 3



0 5 . 4 Describe the changes in the rate of this reaction.

[3 marks]

0 5 . 5 Explain why the rate of this reaction changes.

Give your answer in terms of collision theory.

[3 marks]

11

Turn over for the next question

Turn over ►



0 6This question is about oxygen (O₂) and sulfur dioxide (SO₂).**0 6 . 1**

Give the test and result for oxygen gas.

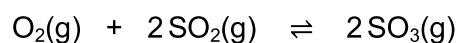
[2 marks]

Test _____

Result _____

0 6 . 2

The reaction between oxygen and sulfur dioxide is at equilibrium.

Some of the sulfur trioxide (SO₃) is removed.

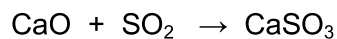
Explain what happens to the position of the equilibrium.

[2 marks]



0 6 . 3 Sulfur dioxide is an atmospheric pollutant.

Sulfur dioxide pollution is reduced by reacting calcium oxide with sulfur dioxide to produce calcium sulfite.



7.00 g of calcium oxide reacts with an excess of sulfur dioxide.

Relative atomic masses (A_r): O = 16 S = 32 Ca = 40

Calculate the mass of calcium sulfite produced.

[4 marks]

Mass of calcium sulfite produced = _____ g

8

Turn over for the next question

Turn over ►



0 7

This question is about hydrocarbons and crude oil.

0 7 . 1

Hydrocarbon fuels are produced from crude oil.

Describe how crude oil is separated into fractions.

[4 marks]

Butane is a hydrocarbon.

0 7 . 2

Two equations for the combustion of butane are:

- $2\text{C}_4\text{H}_{10} + 13\text{O}_2 \rightarrow 8\text{CO}_2 + 10\text{H}_2\text{O}$
- $2\text{C}_4\text{H}_{10} + 5\text{O}_2 \rightarrow 8\text{C} + 10\text{H}_2\text{O}$

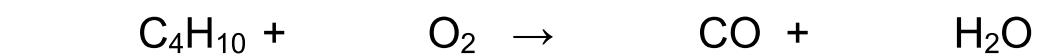
Why are different products formed?

[1 mark]

0 7 . 3

One other product of the combustion of butane is carbon monoxide.

Balance the equation.

[1 mark]

0 7 . 4 Carbon dioxide is a greenhouse gas.

Describe the greenhouse effect in terms of the interaction of short and long wavelength radiation with matter.

[4 marks]

10

END OF QUESTIONS



There are no questions printed on this page

*Do not write
outside the
box*

**DO NOT WRITE ON THIS PAGE
ANSWER IN THE SPACES PROVIDED**

Copyright information

For confidentiality purposes, from the November 2015 examination series, acknowledgements of third-party copyright material are published in a separate booklet rather than including them on the examination paper or support materials. This booklet is published after each examination series and is available for free download from www.aqa.org.uk after the live examination series.

Permission to reproduce all copyright material has been applied for. In some cases, efforts to contact copyright-holders may have been unsuccessful and AQA will be happy to rectify any omissions of acknowledgements. If you have any queries please contact the Copyright Team, AQA, Stag Hill House, Guildford, GU2 7XJ.

Copyright © 2019 AQA and its licensors. All rights reserved.

