



A-level
CHEMISTRY
7405/3

Paper 3

Mark scheme
June 2020

Version: 1.0 Final



2 0 6 A 7 4 0 5 3 / M S

Mark schemes are prepared by the Lead Assessment Writer and considered, together with the relevant questions, by a panel of subject teachers. This mark scheme includes any amendments made at the standardisation events which all associates participate in and is the scheme which was used by them in this examination. The standardisation process ensures that the mark scheme covers the students' responses to questions and that every associate understands and applies it in the same correct way. As preparation for standardisation each associate analyses a number of students' scripts. Alternative answers not already covered by the mark scheme are discussed and legislated for. If, after the standardisation process, associates encounter unusual answers which have not been raised they are required to refer these to the Lead Examiner.

It must be stressed that a mark scheme is a working document, in many cases further developed and expanded on the basis of students' reactions to a particular paper. Assumptions about future mark schemes on the basis of one year's document should be avoided; whilst the guiding principles of assessment remain constant, details will change, depending on the content of a particular examination paper.

Further copies of this mark scheme are available from aqa.org.uk

Copyright information

AQA retains the copyright on all its publications. However, registered schools/colleges for AQA are permitted to copy material from this booklet for their own internal use, with the following important exception: AQA cannot give permission to schools/colleges to photocopy any material that is acknowledged to a third party even for internal use within the centre.
Copyright © 2020 AQA and its licensors. All rights reserved.

AS and A-Level Chemistry

Mark Scheme Instructions for Examiners

1. General

The mark scheme for each question shows:

- the marks available for each part of the question
- the total marks available for the question
- the typical answer or answers which are expected
- extra information to help the examiner make his or her judgement and help to delineate what is acceptable or not worthy of credit or, in discursive answers, to give an overview of the area in which a mark or marks may be awarded.

The extra information in the 'Comments' column is aligned to the appropriate answer in the left-hand part of the mark scheme and should only be applied to that item in the mark scheme.

You should mark according to the contents of the mark scheme. If you are in any doubt about applying the mark scheme to a particular response, consult your Team Leader.

At the beginning of a part of a question a reminder may be given, for example: where consequential marking needs to be considered in a calculation; or the answer may be on the diagram or at a different place on the script.

In general the right-hand side of the mark scheme is there to provide those extra details which might confuse the main part of the mark scheme yet may be helpful in ensuring that marking is straightforward and consistent.

The use of M1, M2, M3 etc in the right-hand column refers to the marking points in the order in which they appear in the mark scheme. So, M1 refers to the first marking point, M2 the second marking point etc.

2. Emboldening

- 2.1** In a list of acceptable answers where more than one mark is available 'any **two** from' is used, with the number of marks emboldened. Each of the following bullet points is a potential mark.
- 2.2** A bold **and** is used to indicate that both parts of the answer are required to award the mark.
- 2.3** Alternative answers acceptable for a mark are indicated by the use of **OR**. Different terms in the mark scheme are shown by a / ; eg allow smooth / free movement.

3. Marking points

3.1 Marking of lists

This applies to questions requiring a set number of responses, but for which students have provided extra responses. The general 'List' principle to be followed in such a situation is that 'right + wrong = wrong'.

Each error / contradiction negates each correct response. So, if the number of error / contradictions equals or exceeds the number of marks available for the question, no marks can be awarded.

However, responses considered to be neutral (often prefaced by 'Ignore' in the mark scheme) are not penalised.

For example, in a question requiring 2 answers for 2 marks:

Correct answers	Incorrect answers (i.e. incorrect rather than neutral)	Mark (2)	Comment
1	0	1	

1	1	1	They have not exceeded the maximum number of responses so there is no penalty.
1	2	0	They have exceeded the maximum number of responses so the extra incorrect response cancels the correct one.
2	0	2	
2	1	1	
2	2	0	
3	0	2	The maximum mark is 2
3	1	1	The incorrect response cancels out one of the two correct responses that gained credit.
3	2	0	Two incorrect responses cancel out the two marks gained.
3	3	0	

3.2 Marking procedure for calculations

Full marks should be awarded for a correct numerical answer, without any working shown, unless the question states 'Show your working' or 'justify your answer'. In this case, the mark scheme will clearly indicate what is required to gain full credit.

If an answer to a calculation is incorrect and working is shown, process mark(s) can usually be gained by correct substitution / working and this is shown in the 'Comments' column or by each stage of a longer calculation.

3.3 Errors carried forward, consequential marking and arithmetic errors

Allowances for errors carried forward are most likely to be restricted to calculation questions and should be shown by the abbreviation ECF or consequential in the marking scheme.

An arithmetic error should be penalised for one mark only unless otherwise amplified in the marking scheme. Arithmetic errors may arise from a slip in a calculation or from an incorrect transfer of a numerical value from data given in a question.

3.4 Equations

In questions requiring students to write equations, state symbols are generally ignored unless otherwise stated in the 'Comments' column.

Examiners should also credit correct equations using multiples and fractions unless otherwise stated in the 'Comments' column.

3.5 Oxidation states

In general, the sign for an oxidation state will be assumed to be positive unless specifically shown to be negative.

3.6 Interpretation of 'it'

Answers using the word 'it' should be given credit only if it is clear that the 'it' refers to the correct subject.

3.7 Phonetic spelling

The phonetic spelling of correct scientific terminology should be credited **unless** there is a possible confusion with another technical term or if the question requires correct IUPAC nomenclature.

3.8 Brackets

(.....) are used to indicate information which is not essential for the mark to be awarded but is included to help the examiner identify the sense of the answer required.

3.9 Ignore / Insufficient / Do not allow

Ignore or insufficient is used when the information given is irrelevant to the question or not enough to gain the marking point. Any further correct amplification could gain the marking point.

Do **not** allow means that this is a wrong answer which, even if the correct answer is given, will still mean that the mark is not awarded.

3.10 Marking crossed out work

Crossed out work that **has not been** replaced should be marked as if it were not crossed out, if possible. Where crossed out work **has been** replaced, the replacement work and not the crossed out work should be marked.

3.11 Reagents

The command word “Identify”, allows the student to choose to use **either** the name or the formula of a reagent in their answer. In some circumstances, the list principle may apply when both the name and the formula are used. Specific details will be given in mark schemes.

The guiding principle is that a reagent is a chemical which can be taken out of a bottle or container. Failure to identify complete reagents **will be penalised**, but follow-on marks (eg for a subsequent equation or observation) can be scored from an incorrect attempt (possibly an incomplete reagent) at the correct reagent. Specific details will be given in mark schemes.

For example, **no credit** would be given for

- the cyanide ion or CN^- when the reagent should be potassium cyanide or KCN;
- the hydroxide ion or OH^- when the reagent should be sodium hydroxide or NaOH;
- the $\text{Ag}(\text{NH}_3)_2^+$ ion when the reagent should be Tollens’ reagent (or ammoniacal silver nitrate). In this example, no credit is given for the ion, but credit could be given for a correct observation following on from the use of the ion. Specific details will be given in mark schemes.

In the event that a student provides, for example, **both** KCN and cyanide ion, it would be usual to ignore the reference to the cyanide ion (because this is not contradictory) and credit the KCN. Specific details will be given in mark schemes.

3.12 Organic structures

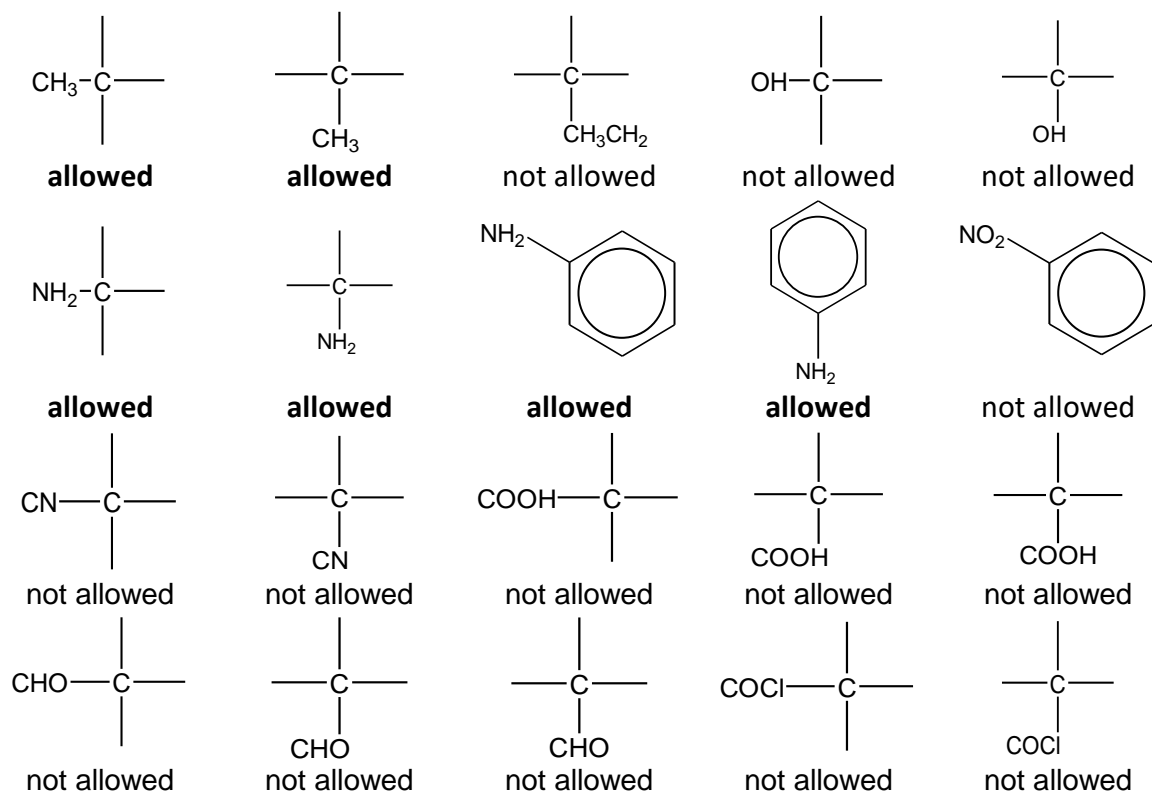
Where students are asked to draw organic structures, unless a specific type is required in the question and stated in the mark scheme, these may be given as displayed, structural or skeletal formulas or a combination of all three as long as the result is unambiguous.

In general

- Displayed formulae must show all of the bonds and all of the atoms in the molecule, but need not show correct bond angles.
- Skeletal formulae must show carbon atoms by an angle or suitable intersection in the skeleton chain. Functional groups must be shown and it is essential that all atoms other than C atoms are shown in these (except H atoms in the functional groups of aldehydes, secondary amines and N-substituted amides which do not need to be shown).
- Structures must not be ambiguous, eg 1-bromopropane should be shown as $\text{CH}_3\text{CH}_2\text{CH}_2\text{Br}$ and not as the molecular formula $\text{C}_3\text{H}_7\text{Br}$ which could also represent the isomeric 2-bromopropane.

- Bonds should be drawn correctly between the relevant atoms. This principle applies in all cases where the attached functional group contains a carbon atom, eg nitrile, carboxylic acid, aldehyde and acid chloride. The carbon-carbon bond should be clearly shown. Wrongly bonded atoms will be penalised **on every occasion**. (see the examples below)
- The same principle should also be applied to the structure of alcohols. For example, if students show the alcohol functional group as C – HO, they should be penalised **on every occasion**.
- Latitude should be given to the representation of C – C bonds in alkyl groups, given that CH₃– is considered to be interchangeable with H₃C – even though the latter would be preferred.
- Similar latitude should be given to the representation of amines where NH₂– C will be allowed, although H₂N– C would be preferred.
- Poor presentation of vertical C – CH₃ bonds or vertical C – NH₂ bonds should **not** be penalised. For other functional groups, such as – OH and – CN, the limit of tolerance is the half-way position between the vertical bond and the relevant atoms in the attached group.

By way of illustration, the following would apply.



- Representation of CH_2 by $\text{C}-\text{H}_2$ will be penalised
- Some examples are given here of **structures** for specific compounds that should **not** gain credit (but, exceptions may be made in the context of balancing equations)

CH_3COH	for	ethanal
$\text{CH}_3\text{CH}_2\text{HO}$	for	ethanol
OHCH_2CH_3	for	ethanol
$\text{C}_2\text{H}_6\text{O}$	for	ethanol
CH_2CH_2	for	ethene
$\text{CH}_2.\text{CH}_2$	for	ethene
$\text{CH}_2:\text{CH}_2$	for	ethene

- Each of the following **should gain credit** as alternatives to correct representations of the structures.

$\text{CH}_2 = \text{CH}_2$	for	ethene, $\text{H}_2\text{C} = \text{CH}_2$
$\text{CH}_3\text{CHOHCH}_3$	for	propan-2-ol, $\text{CH}_3\text{CH}(\text{OH})\text{CH}_3$

- In most cases, the use of “sticks” to represent $\text{C}-\text{H}$ bonds in a structure should **not** be penalised. The exceptions to this when “sticks” will be penalised include
 - structures in mechanisms where the $\text{C}-\text{H}$ bond is essential (e.g. elimination reactions in halogenoalkanes and alcohols)
 - when a displayed formula is required
 - when a skeletal structure is required or has been drawn by the candidate

3.13 Organic names

As a general principle, non-IUPAC names or incorrect spelling or incomplete names should **not** gain credit. Some illustrations are given here.

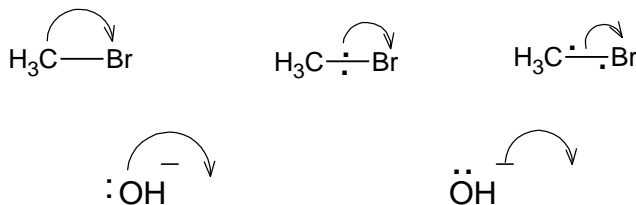
Unnecessary but not wrong numbers will **not** be penalised such as the number '2' in 2-methylpropane or the number '1' in 2-chlorobutan-1-oic acid.

but-2-ol	should be butan-2-ol
2-hydroxybutane	should be butan-2-ol
butane-2-ol	should be butan-2-ol
2-butanol	should be butan-2-ol
ethan-1,2-diol	should be ethane-1,2-diol
2-methylpropan-2-ol	should be 2-methylpropan-2-ol
2-methylbutan-3-ol	should be 3-methylbutan-2-ol
3-methylpentan	should be 3-methylpentane
3-mythylpentane	should be 3-methylpentane
3-methypentane	should be 3-methylpentane
propanitrile	should be propanenitrile
aminethane	should be ethylamine (although aminoethane can gain credit)
2-methyl-3-bromobutane	should be 2-bromo-3-methylbutane
3-bromo-2-methylbutane	should be 2-bromo-3-methylbutane
3-methyl-2-bromobutane	should be 2-bromo-3-methylbutane
2-methylbut-3-ene	should be 3-methylbut-1-ene
difluorodichloromethane	should be dichlorodifluoromethane

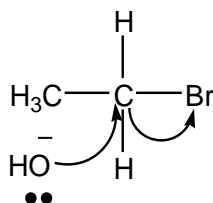
3.14 Organic reaction mechanisms

Curly arrows should originate either from a lone pair of electrons or from a bond.

The following representations should not gain credit and will be penalised each time within a clip.



For example, the following would score zero marks



When the curly arrow is showing the formation of a bond to an atom, the arrow can go directly to the relevant atom, alongside the relevant atom or **more than half-way** towards the relevant atom.

In free-radical substitution

- the absence of a radical dot should be penalised **once only** within a clip.
- the use of half-headed arrows is not required, but the use of double-headed arrows or the incorrect use of half-headed arrows in free-radical mechanisms should be penalised **once only** within a clip

The correct use of skeletal formulae in mechanisms is acceptable, but where a C-H bond breaks, both the bond and the H must be drawn to gain credit.

3.15 Extended responses

For questions marked using a 'Levels of Response' mark scheme:

Level of response mark schemes are broken down into three levels, each of which has a descriptor. Each descriptor contains two statements. The first statement is the Chemistry content statement and the second statement is the communication statement.

Determining a level

Start at the lowest level of the mark scheme and use it as a ladder to see whether the answer meets the Chemistry content descriptor for that level. The descriptor for the level indicates the qualities that might be seen in the student's answer for that level. If it meets the lowest level, then go to the next one and decide if it meets this level, and so on, until you have a match between the level descriptor and the answer.

When assigning a level you should look at the overall quality of the answer and not look to pick holes in small and specific parts of the answer where the student has not performed quite as well as the rest. If the answer covers different aspects of different levels of the mark scheme you should use a best fit approach for defining the level.

Once the level has been decided, the mark within the level is determined by the communication statement:

- If the answer completely matches the communication descriptor, award the higher mark within the level.
- If the answer does not completely match the communication descriptor, award the lower mark within the level.

The exemplar materials used during standardisation will help you to determine the appropriate level. There will be an exemplar in the standardising materials which will correspond with each level of the mark scheme and for each mark within each level. This answer will have been awarded a mark by the Lead Examiner. You can compare the student's answer with the exemplar to determine if it is the same standard, better or worse than the example. You can then use this to allocate a mark for the answer based on the Lead Examiner's mark on the exemplar.

You may well need to read back through the answer as you apply the mark scheme to clarify points and assure yourself that the level and the mark are appropriate.

Indicative content in the mark scheme is provided as a guide for examiners. It is not intended to be exhaustive and you must credit other chemically valid points. Students may not have to cover all of the points mentioned in the indicative content to reach the highest level of the mark scheme. The mark scheme will state how much chemical content is required for the highest level.

An answer which contains nothing of relevance to the question must be awarded no marks.

For other extended response answers:

Where a mark scheme includes linkage words (such as 'therefore', 'so', 'because' etc), these are optional. However, a student's marks for the question may be limited if they do not demonstrate the ability to construct and develop a sustained line of reasoning which is coherent, relevant, substantiated and logically structured. In particular answers in the form of bullet pointed lists may not be awarded full marks if there is no indication of logical flow between each point or if points are in an illogical order. The mark schemes for some questions state that the maximum mark available for an extended response answer is limited if the answer is not coherent, relevant, substantiated and logically structured.

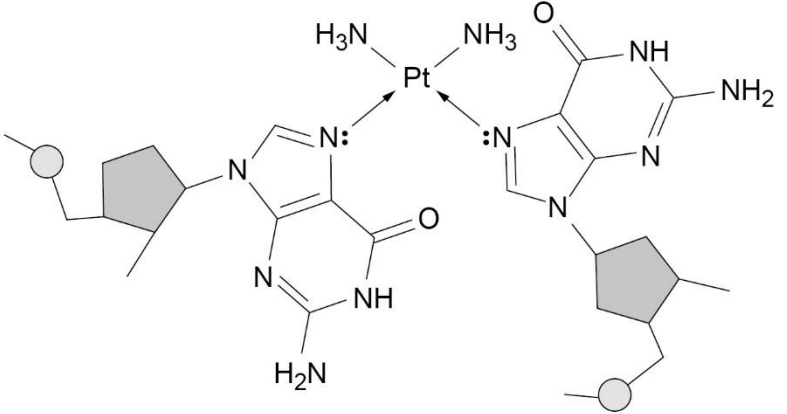
During the standardisation process, the Lead Examiner will provide marked exemplar material to demonstrate answers which have not met these criteria. You should use these exemplars as a comparison when marking student answer.

Question	Answers	Additional comments/Guidelines	Mark
01.1	M1 reaction of nitrogen/N ₂ and oxygen/O ₂ from the air	Must be at least one reference to air. NOT reference to nitrogen/oxygen from the fuel. Allow equation plus a reference to the air. Allow combustion of nitrogen plus reference to the air. NOT M1 if reference to reaction taking place in the catalytic converter.	1
	M2 at high temperatures	Allow high energy/heat or very hot. Allow heat/energy in the engine <u>provides Ea</u> IGNORE references to pressure/spark	1
01.2	Formation of acid rain / causes respiratory problems	Allow (contributes to) <u>ground level</u> ozone / (photochemical) smog / toxic / poisonous Allow makes water acidic / reacts with water to form nitric acid / (NO _x gases are) acidic IGNORE greenhouse gases / global warming / damages ozone layer IGNORE vague answers such as 'harmful to environment'/polluting/harmful NOT reference to pH rising	1
01.3	M1 NO ₂ = (+)4 NH ₃ = -3 N ₂ = 0		1
	M2 3NO ₂ + 4NH ₃ → 7/2N ₂ + 6H ₂ O	ALLOW multiples/fractions (6NO ₂ + 8NH ₃ → 7N ₂ + 12H ₂ O OR 1½NO ₂ + 2NH ₃ → ¾N ₂ + 3H ₂ O)	1

01.4	M1 Catalyst in different phase/state (to reactants)	NOT (catalyst in different phase/state to) products allow catalyst in different phase/state to reactants and products	1
	M2 Speeds up reaction without being used up	ALLOW speeds up the reaction by (providing alternative route for reaction and) lowering E_a NOT does not take part in the reaction	1
01.5	incomplete combustion	ignore equations ALLOW description of incomplete combustion (e.g. not enough oxygen) Allow O ₂ but NOT O for oxygen	1

Question	Answers	Additional comments/Guidelines	Mark
02.1	M1 (oxide ions react with water to) form/produce hydroxide ions	M1 $O^{2-} + H_2O \rightarrow 2OH^{-}$ Ignore all non-ionic equations	1
	M2 sodium hydroxide more soluble than magnesium hydroxide	M2 ideas that more sodium hydroxide dissolves / dissociates Allow sodium oxide more soluble / dissociates more than magnesium oxide NOT 'molecules' or 'atoms'	1
02.2	$P_4O_{10} + 6H_2O \rightarrow 4H_3PO_4$	Allow multiples and fractions Allow ionic products NOT P_2O_5	1
02.3	M1 $V_2O_5 + SO_2 \rightarrow V_2O_4 + SO_3$ M2 $V_2O_4 + \frac{1}{2} O_2 \rightarrow V_2O_5$	Allow 1 mark if both equations correct, but in wrong order ALLOW multiples	1 1

Question	Answers	Additional comments/Guidelines	Mark
03.1	M1 absorb (some) wavelengths/frequencies/colours/energies of (visible) light	wavelengths/frequencies/colours/energies of (visible) light only needed once in the answer Allow absorption of a photon of light NOT uv light	1
	M2 to promote/excite electrons in d-orbitals	Allow d-subshell / d-energy level / d-electrons Reference to 'd' can appear anywhere in the answer	1
	M3 remaining/complementary wavelengths/frequencies/colours/energies of (visible) light reflected/transmitted (to give colour seen)	NOT emissions/emitting or 'give out'	1
03.2	M1 $(\Delta)E = \frac{hc}{\lambda}$	Allow in two stages / expressed in words M2 for conversion Correct answer scores 3 marks 4.06×10^{-n} scores 2 marks (no M2) $9.75 \times 10^{-32} = 1$ mark (M2)	1
	M2 490×10^{-9}		1
	M3. $= (6.63 \times 10^{-34} \times \frac{3.00 \times 10^8}{490 \times 10^{-9}}) = 4.06 \times 10^{-19} \text{ J}$		1
03.3	M1 measure absorbance for (a range of) known concentrations	Insist on description of taking measurements Allow concentration v absorbance If no M1, must mention both variables Need to describe HOW they use the graph	1
	M2 plot graph absorbance v concentration		1
	M3 read value of concentration for the measured absorbance from this graph		1
03.4	M1 amount of iron in each tablet = $4.66 \times 10^{-3} \times \frac{250}{1000}$ (= 0.001165 mol)	Correct answer = 2 marks Allow M2 for (M1 x 55.8 x 1000)	1
	M2 mass of iron in each tablet $= 4.66 \times 10^{-3} \times \frac{250}{1000} \times 55.8 = 0.0650 \text{ g} = 65 \text{ mg}$		1

Question	Answers	Additional comments/Guidelines	Mark
04.1	<u>DNA</u> Replication	NOT mitosis NOT DNA synthesis Ignore terms relating to cell division processes Ignore 'damages DNA' Ignore DNA transcription Ignore 'cell replication'	1
04.2	$[\text{Pt}(\text{NH}_3)_2\text{Cl}_2] + \text{H}_2\text{O} \rightarrow [\text{Pt}(\text{NH}_3)_2\text{Cl}(\text{H}_2\text{O})]^+ + \text{Cl}^-$	<p>M1 Correct formula and charge of B M2 Correct balancing and charges in equation</p> <p>Allow M2 if the only error in complex B is the charge (M1 not awarded) with Cl^- only</p> <p>ALLOW complexes without [] and/or () around H_2O IGNORE () around Cl NOT any additional different species (loses M2) (allow uncancelled water on both sides)</p>	1 1
04.3		<p>M1 Pt in a cis-diammine complex bonded to the correct nitrogen atoms Pt must have the two ammonia ligands shown NOT if drawn as trans IGNORE any charge on Pt Ignore any wedges and dashes (3D representations)</p> <p>M2 both lone pairs shown OR two arrows indicating co-ordinate bonds Allow M2 if bonds to platinum are from the incorrect nitrogen atoms</p>	1 1

04.4	M1 plot concentration (y-axis) against time (x-axis) and take tangents / (calculate the) gradients (to calculate rates)	Allow concentration-time graph NOT time-concentration graph (unless clarified in words or sketch) but mark on	1
	M2 Plot rate/gradients against conc		1
	M3 straight line through origin / directly proportional confirms first order	allow first order if rate halves/doubles when conc halves/doubles Alternatives to M2 and M3: M2 Plot a graph of log rate vs log conc M3 (Straight) line of gradient = 1 M2 measure (at least) two half-lives (in this case, tangents not required for M1) M3 constant half-life means first order M2 compare rates/gradients at different concentrations M3 first order if rate halves when conc halves	1

04.5	temperature, T/K	$\frac{1}{T} / K^{-1}$	rate constant, k/s^{-1}	$\ln k$	Allow 3.14×10^{-3}	1
	318	0.00314	6.63×10^{-7}	-14.2		1
04.6	<p>Gradient = -13 125</p> $\left(-13125 = \frac{-E_a}{R} \right)$ $E_a = 13\,125 \times 8.31 = 109\,069$ $= 109 \text{ (kJ mol}^{-1}\text{)}$				<p>Vertical axis with sensible scales (plotted points must take up more than half the grid) NOT M1 if y-axis in wrong direction</p> <p>all points plotted correctly (within ± 0.5 small square)</p> <p>Best fit straight line based on the student's data (ignoring anomalous point if relevant)</p> <p>Gradient calculated within range: 12876 - 13598</p> <p>Mark is for their (gradient $\times 8.31$) and conversion into kJ mol^{-1} E_a in the range: 107 – 114 kJ mol^{-1} NOT a negative activation energy</p>	1 1 1 1 1

Question	Answers	Additional comments/Guidelines	Mark
05.1	Amount of hexane = $\frac{2}{86} = 0.0233$ mol		1
	$q = 4154 \times 0.0233$ (= 96.6 - 96.8 kJ)	ecf = M1 x 4154	1
	$C_{\text{cal}} = \frac{96.6}{12.4} = 7.79 - 7.81$ (kJ K ⁻¹)	ecf = M2/12.4 If no other marks awarded, allow one mark for 4154/12.4 = 335	1
05.2	$q = C_{\text{cal}}\Delta T = 7.79 \times 12.2 = 95.0$ kJ	Ecf for 05.1 x 12.2 If candidate converted 12.4 into kelvin in 05.1, ignore conversion to kelvin in 05.2	1
	(amount of octane = $\frac{2}{114} = 0.0175$ mol) heat change per mole = $\frac{95.0}{0.0175} = 5417$ kJ mol ⁻¹	Allow 5420 kJ mol ⁻¹ Using the value given: 6.52 x 12.2 = 79.54(4) 79.54/0.0175 = 4545	1
05.3	pressure not constant in bomb calorimeter	Allow enthalpy change requires constant pressure	1
05.4	$100 \times \frac{0.2}{12.2} = 1.64\%$	Allow 1.6% Allow 2% if working shown NOT 2.0%	1
	use bigger mass of fuel (so ΔT greater)	Allow octane or hexane as the fuel Allow more / greater volume of fuel	1

Question	Answers	Additional comments/Guidelines	Mark
06.1	H ₂ (g) AND 100kPa 1 mol dm ⁻³ AND HCl/HNO ₃ /H ⁺ Pt electrode AND temperature of 298 K (25°C)	Allow 1 bar NOT 1 atm or 101kPa 0.5 mol dm ⁻³ and H ₂ SO ₄	1 1 1

06.2	This question is marked using levels of response. Refer to the Mark Scheme Instructions for examiners for guidance on how to mark this question		Indicative Chemistry content
	Level 3 5-6 marks	All stages are covered and the explanation of each stage is correct and virtually complete Answer communicates the whole explanation, coherently and shows a logical progression through all three stages. 'Coherence' requires clear practical details (e.g. weighing into beaker/ by difference/ plus washings, not straight into volumetric flask, saturated solution chosen for salt bridge, salt bridge solution is suitable)	Stage 1 Preparing solution (1a) Weigh 7.995 / 8.00 g TiOSO_4 (1b) Dissolve in / add (allow react with) $(0.50 \text{ mol dm}^{-3})$ sulfuric acid (1c) transfer to volumetric flask and make up to the mark Stage 2 Set up cell Content can be shown in a labelled diagram (2a) piece of Ti immersed in (1 mol dm^{-3}) acidified $\text{TiO}^{2+}(\text{aq})$ / the solution (2b) (connect solutions with) salt bridge or description (2c) (connect metals through high R) voltmeter
	Level 2 3-4 marks	All stages are covered but the explanation of each stage may be incomplete or may contain inaccuracies OR two stages covered and the explanations are generally correct and virtually complete Answer is coherent and shows some progression through all three stages. Some steps in each stage may be incomplete	Stage 3 measurements and calculation (3a) record voltage/potential difference/emf of the cell (3b) $E_{\text{cell}} = E_{\text{RHS}} - E_{\text{LHS}}$ $E_{\text{cell}} = E_{\text{copper}} - E_{\text{titanium}}$ (3c) $E_{\text{LHS}} = E_{\text{RHS}} - E_{\text{cell}}$ OR E_{cell} should be +1.22 V if Cu on RHS (or -1.22 if Cu electrode on LHS)
	Level 1 1-2 marks	Two stages are covered but the explanation of each stage may be incomplete or may contain inaccuracies OR only one stage is covered but the explanation is generally correct and virtually complete Answer shows some progression between two stages	
Level 0 0 marks	Insufficient correct Chemistry to warrant a mark		

06.3	$\text{TiO}^{2+} + 2\text{H}^+ + 4\text{e}^{-} \rightarrow \text{Ti} + \text{H}_2\text{O}$	Allow reverse reaction Ignore state symbols Allow multiples or fractions Allow equilibrium arrow	1
06.4	<p>((+)0.34 compared with 0.00 shows that) E_{cell} for $\text{Cu} + 2\text{H}^+ \rightarrow \text{H}_2 + \text{Cu}^{2+}$ / reaction of copper with most acids is negative / -0.34 / (+)0.34 shows Cu less powerful reducing agent than H_2</p> <p>((+)0.96 compared with (+)0.34 shows that) E_{cell} for reaction of Cu with nitrate/nitric acid is positive / (+)0.62 V</p> $2\text{NO}_3^- + 8\text{H}^+ + 3\text{Cu} \rightarrow 2\text{NO} + 4\text{H}_2\text{O} + 3\text{Cu}^{2+}$	<p>OR M1 (E^\ominus) H^+/H_2 (or the hydrogen <u>electrode</u>) less +ve/< than (E^\ominus) Cu^{2+}/Cu (or the copper <u>electrode</u>) so H^+ cannot oxidise Cu to Cu^{2+} / H^+ poorer oxidising agent (or reverse argument)</p> <p>M2 (E^\ominus) NO_3^-/NO (or the nitrate/nitric acid <u>electrode</u>) more +ve/> than (E^\ominus) Cu^{2+}/Cu (or the copper <u>electrode</u>) so NO_3^- can oxidise Cu to Cu^{2+} (or reverse argument)</p> <p>Allow multiples or fractions Ignore state symbols</p>	1 1 1

MARK SCHEME – A-LEVEL CHEMISTRY – 7405/3 – OCTOBER 2020

07	B	1	
08	A	1	
09	B	1	
10	D	1	
11	D	1	
12	B	1	
13	B	1	
14	A	1	
15	B	1	
16	C	1	
17	B	1	
18	A	1	
19	D	1	
20	A	1	
21	C	1	
22	A	1	
23	C	1	
24	D	1	
25	B	1	
26	A	1	
27	B	1	
28	D	1	
29	A	1	
30	D	1	
31	C	1	
32	D	1	
33	D	1	
34	C	1	
35	D	1	
36	D	1	