

Please write clearly in block capitals.

Centre number

Candidate number

Surname _____

Forename(s) _____

Candidate signature _____

I declare this is my own work.

A-level BIOLOGY

Paper 3

Time allowed: 2 hours

Materials

For this paper you must have:

- a ruler with millimetre measurements
- a scientific calculator.

Instructions

- Use black ink or black ball-point pen.
- Fill in the boxes at the top of this page.
- Answer **all** questions in **Section A**.
- Answer **one** question from **Section B**.
- You must answer the questions in the spaces provided. Do not write outside the box around each page or on blank pages.
- If you need extra space for your answer(s), use the lined pages at the end of this book. Write the question number against your answer(s).
- Show all your working.
- Do all rough work in this book. Cross through any work you do not want to be marked.

Information

- The marks for the questions are shown in brackets.
- The maximum mark for this paper is 78.

For Examiner's Use	
Question	Mark
1	
2	
3	
4	
5	
6	
7	
TOTAL	



Section A

Answer **all** questions in this section.

You are advised to spend no more than 1 hour and 15 minutes on this section.

0 1

In one species of squirrel, *Sciurus carolinensis*, fur colour is controlled by one gene, with two codominant alleles. C^G represents the allele for grey fur colour, and C^B represents the allele for black fur colour.

Table 1 shows the three possible phenotypes.

Table 1

Genotype	Phenotype
$C^G C^G$	Grey fur
$C^G C^B$	Brown-black fur
$C^B C^B$	Black fur

0 1 . 1

In a population of 34 *S. carolinensis*, 2 had black fur.

Use the Hardy–Weinberg equation to estimate how many squirrels in this population had brown-black fur. Show your working.

[2 marks]

Answer _____



0 1 . 2

The actual number of squirrels in this population that had brown-black fur was 16.

Use all of the information to calculate the **actual** frequency of the C^G allele.

Do **not** use the Hardy–Weinberg equation in your calculation.

Give your answer to 2 decimal places.

[1 mark]

Answer _____

0 1 . 3

S. carolinensis were first introduced to the UK from North America in the 1870s. They are now widely distributed across the UK.

S. carolinensis from both North America and the UK show exactly the same genotypic and phenotypic variation. An identical mutation causing black fur has also been found in several other species closely related to *S. carolinensis*.

Use this information to deduce which **one** of the following conclusions is most likely true.

Tick (✓) **one** box.

[1 mark]

- A** The mutation that caused black fur happened after *S. carolinensis* was introduced to the UK from North America.
- B** The mutation that caused black fur happened in a common ancestor of *S. carolinensis* and other closely related species.
- C** The mutation that caused black fur happened independently in *S. carolinensis* and all other closely related species.
- D** The phenotypic variation shown in *S. carolinensis* and other closely related species is caused by genetic drift.

Question 1 continues on the next page

Turn over ►



The mutation that caused the C^B allele was due to a 24 base-pair deletion from the C^G allele.

0 1 . 4

The protein coded for by the C^B allele is 306 amino acids long.

Calculate the percentage reduction in size of the protein coded for by the C^B allele compared with the protein coded for by the C^G allele.

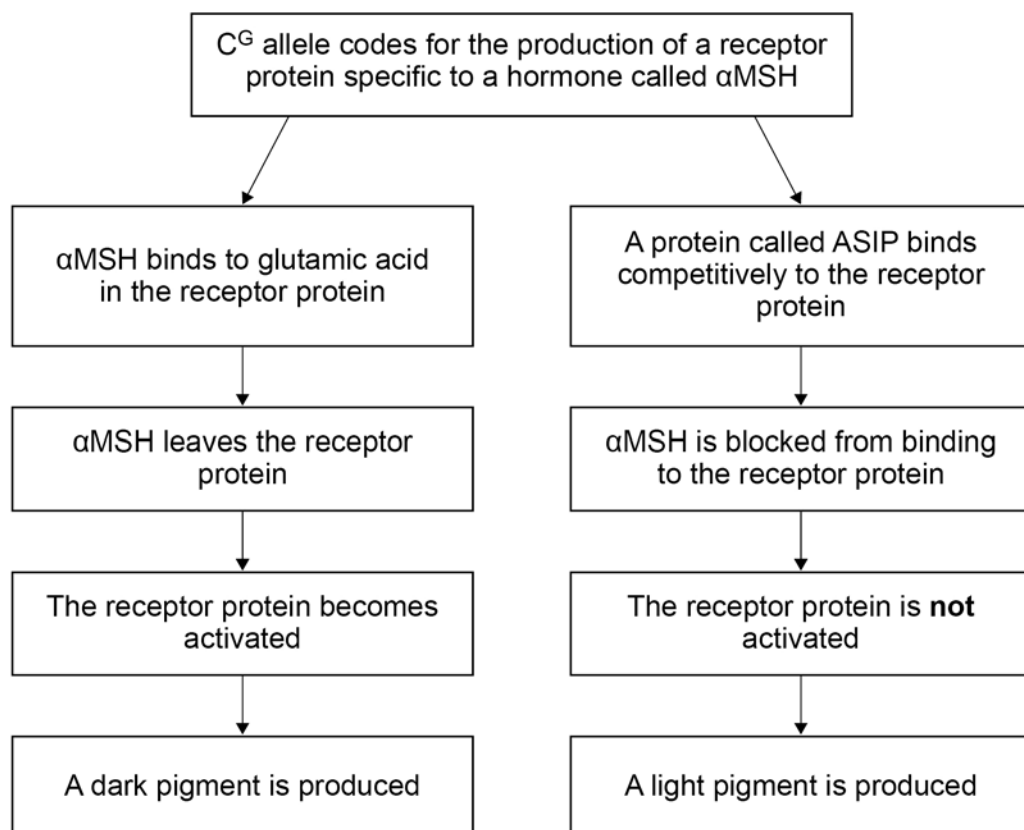
Give your answer to 3 significant figures and show your working.

[2 marks]

Answer _____

In *S. carolinensis*, fur colour depends on the distribution and relative amounts of light pigments and dark pigments in the hairs of the fur. **Figure 1** shows how the protein produced from the C^G allele can result in the production of a light pigment or a dark pigment.

Figure 1



The deletion mutation in the C^B allele results in the production of a receptor protein that does not have glutamic acid. The lack of glutamic acid in the receptor protein has the same effect as α MSH leaving the receptor protein.

0 1 . 5

Use **Figure 1** and this information to suggest why *S. carolinensis* with the genotype $C^B C^B$ have black fur rather than grey fur.

[3 marks]

—
9

Turn over for the next question

Turn over ►

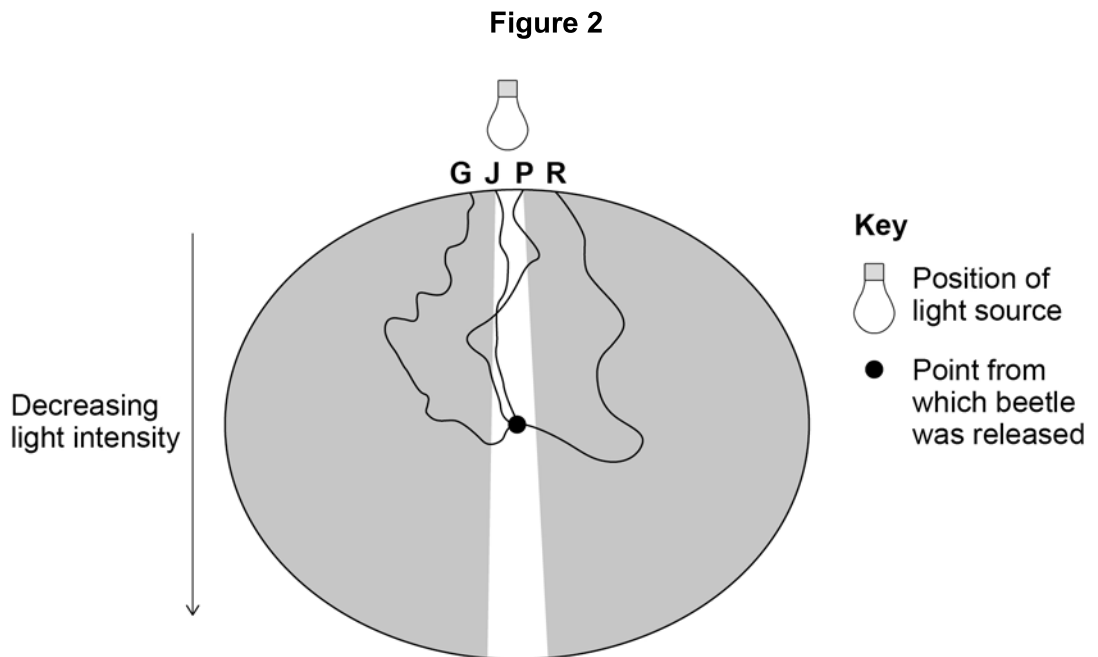


0 3

Scientists investigated movement in adult pine beetles. Adult beetles emerge from cracks in tree bark.

The scientists released a newly emerged adult beetle, **G**, from the centre of a sample area that had a single light source coming from one direction. They made a drawing of the beetle's path of walking. They repeated this with three more beetles, **J**, **P** and **R**.

Figure 2 shows the scientists' results.



0 3 . 1

Name the type of behaviour shown by beetles **G**, **J**, **P** and **R**, and suggest **one** advantage to adult beetles of the type of behaviour shown.

[2 marks]

Behaviour _____

Advantage _____



Question 3 continues on the next page

*Do not write
outside the
box*

**DO NOT WRITE ON THIS PAGE
ANSWER IN THE SPACES PROVIDED**

Turn over ►

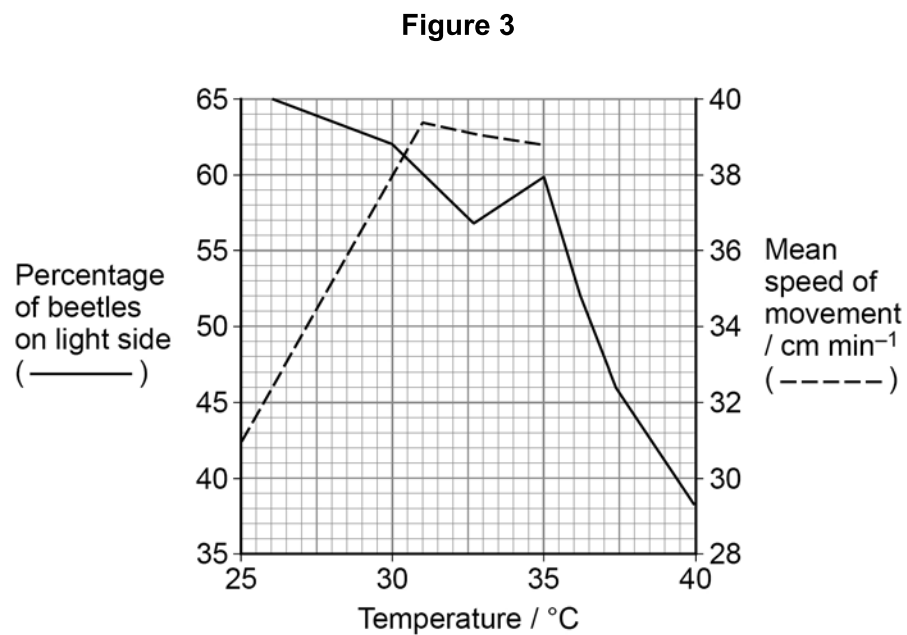


At higher temperatures and higher light intensities, adult pine beetles normally

- move more
- fly rather than walk.

When preparing to fly, these adult beetles walk slowly. The scientists investigated the movement of adult beetles at different temperatures, and in the light and the dark. They created a box that was half in the light and half in the dark. They released an adult beetle at the midpoint of the central dividing line between light and dark areas. They recorded the path of the beetle's movement and its location after 5 minutes. They recorded the path of the beetle's movement and its location after 5 minutes. From this, they calculated the mean speed of movement. They repeated the experiment with many beetles and at several temperatures.

Figure 3 shows the scientists' results.



0 4

Freshwater marshes have one of the highest rates of gross primary production (*GPP*) and net primary production (*NPP*) of all ecosystems.

Carbon use efficiency (*CUE*) is the ratio of *NPP*:*GPP*. Freshwater marshes have a high *CUE*.

0 4 . 1

Use your knowledge of *NPP* to explain why freshwater marshes have a high *CUE* and the advantage of this.

Do **not** refer to abiotic factors in your answer.

[2 marks]

Explanation _____

Advantage _____

0 4 . 2

Freshwater marsh soils are normally waterlogged. This creates anaerobic conditions.

Use your knowledge of the nitrogen cycle to suggest why these soils contain relatively high concentrations of ammonium compounds and low concentrations of nitrite ions and nitrate ions.

[2 marks]



A student investigated the growth rate of a freshwater marsh plant.

The growth rate (R) of a plant can be determined using this equation.

$$R = \frac{(\ln W_2 - \ln W_1)}{t}$$

Where

\ln = natural logarithm

t = duration of the investigation in days

W_1 = plant biomass at the start of the investigation

W_2 = plant biomass at the end of the investigation

The student used the equation above; however, she substituted height for biomass. This was because she did not want to destroy the plants to measure their biomass.

0 4 . 3

State the assumption the student has made **and** suggest why this assumption might **not** be valid.

[2 marks]

0 4 . 4

At the end of the investigation, the student noted the freshwater marsh plant had grown 268 mm in height, and now measured 387 mm. She calculated the rate of growth (R) to be $0.097 \text{ mm m}^{-1} \text{ day}^{-1}$

Use this information and, **substituting height for biomass**, use the equation to calculate the duration of the student's investigation.

Give your answer to the nearest full day. Show your working.

[2 marks]

_____ days

8

Turn over ►



0 5 . 1

The action of endopeptidases and exopeptidases can increase the rate of protein digestion. Describe how.

[2 marks]

0 5 . 2

As humans age, there is a decrease in body protein.

Give the name of **one** body protein that could have resulted in:

[2 marks]

reduced muscle power _____

reduced immunity _____

Scientists investigated the effect of two types of dietary protein on the ability of old men to produce body proteins.

Table 2 shows information about the two types of dietary protein investigated.

Table 2

Physiological factor	Name of dietary protein	
	Casein	Whey
Rate of absorption of dietary protein / mmol dm^{-3} amino acids in blood plasma h^{-1}	3.05	4.33
Stimulation of protein synthesis	Higher rate	Lower rate
Breakdown of body proteins	No effect	Inhibitory effect



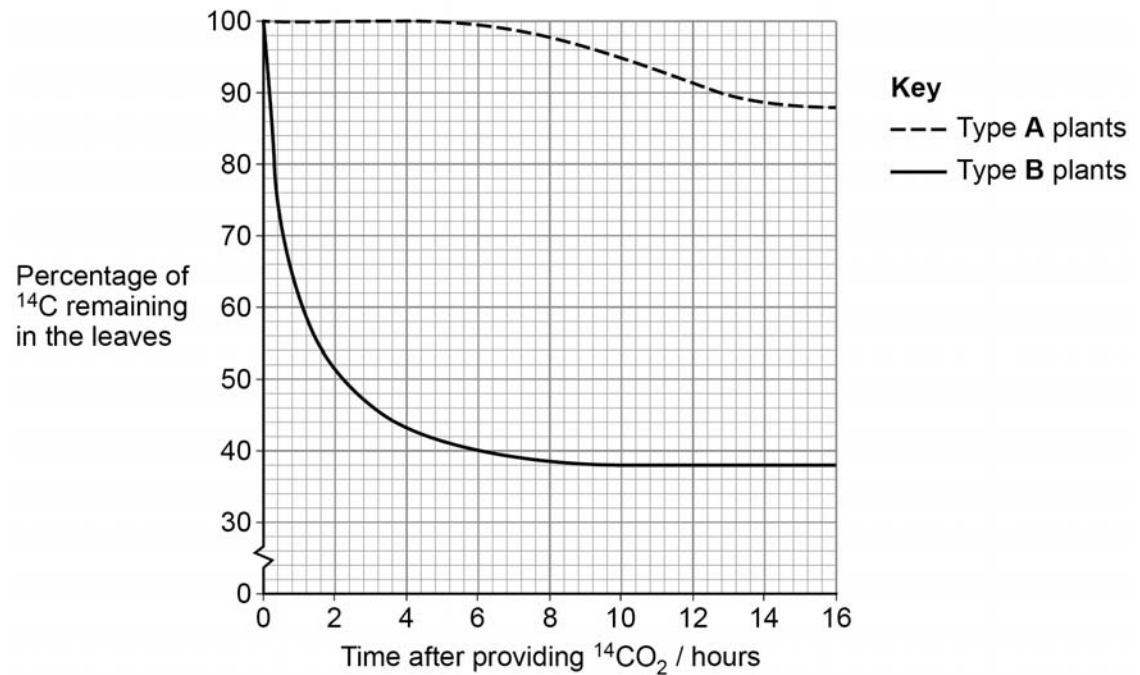
0 6 . 3

The scientists hypothesised that lower rates of sucrose transport from leaves would cause reduced growth.

To test this hypothesis, the scientists provided leaves of type **A** and type **B** plants with labelled carbon dioxide ($^{14}\text{CO}_2$). To estimate sucrose transport out of leaves, they measured the percentage of ^{14}C remaining in the leaves for 16 hours.

Figure 5 shows their results.

Figure 5



Calculate the ratio of percentage of ^{14}C remaining in leaves of type **B** to type **A** plants 16 hours after providing $^{14}\text{CO}_2$

[1 mark]

Answer _____



0 6 . 4

In type **B** plants, the percentage of ^{14}C remaining in the leaves does not reach zero per cent, as shown in **Figure 5**.

Suggest **two** reasons why.

[2 marks]

1

2

Question 6 continues on the next page

Turn over ►



The scientists measured physiological differences between type **A** plants and type **B** plants.

Table 3 shows the scientists' results as they presented them.

Table 3

Physiological factor	Type of tobacco plant	
	Type A	Type B
Rate of sucrose transport from leaf cells / $\mu\text{mol m}^{-2} \text{s}^{-1}$	0.1	3.7
Leaf sucrose concentration / mmol m^{-2}	22	4
Ratio of shoot:root dry mass	6:1	2:1
Rate of photosynthesis / $\mu\text{mol glucose m}^{-2} \text{s}^{-1}$	4	14



There are no questions printed on this page

*Do not write
outside the
box*

**DO NOT WRITE ON THIS PAGE
ANSWER IN THE SPACES PROVIDED**



