

Please write clearly in block capitals.

Centre number

--	--	--	--	--

Candidate number

--	--	--	--

Surname

Forename(s)

Candidate signature

A-level PHYSICS

Paper 3

Section B Turning points in physics

Thursday 29 June 2017

Morning

Time allowed: The total time for both sections of this paper is 2 hours. You are advised to spend approximately 50 minutes on this section.

Materials

For this paper you must have:

- a pencil and a ruler
- a scientific calculator
- a Data and Formulae booklet.

Instructions

- Use **black ink** or **black ball-point pen**.
- **Fill** in the boxes at the top of this page.
- Answer **all** questions.
- You must answer the questions in the spaces provided. Do not write outside the box around each page or on blank pages.
- Do **all** rough work in this book. Cross through any work you do not want to be marked.
- Show **all** your working.

Information

- The marks for questions are shown in brackets.
- The maximum mark for this paper is 35.
- You are expected to use a scientific calculator where appropriate.
- A Data and Formulae Booklet is provided as a loose insert.

For Examiner's Use	
Question	Mark
1	
2	
3	
4	
5	
TOTAL	



Section B

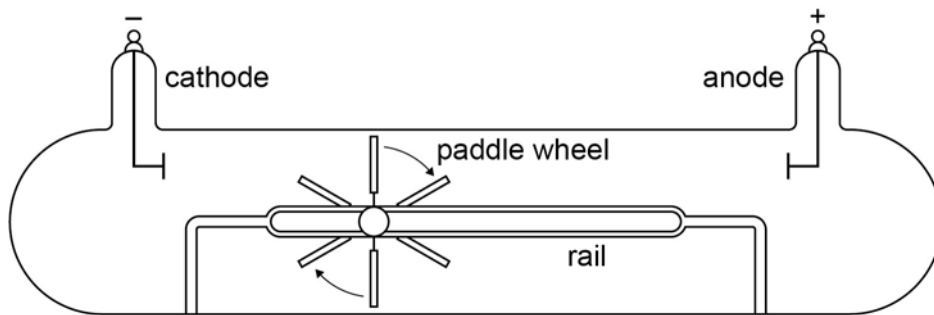
Answer **all** questions in this section.

0	1
---	---

Figure 1 shows a gas discharge tube devised by William Crookes in one of his investigations.

When a large potential difference is applied between the cathode and anode the paddle wheel is seen to rotate and travel along the rail towards the anode.

Figure 1



0	1	.	1
---	---	---	---

Explain how this experiment led Crookes to conclude that cathode rays are particles and that these particles caused the movement of the paddle.

[2 marks]



0 1 . 2

Later experiments showed that cathode rays are electrons in motion.

Explain how cathode rays are produced in a gas discharge tube.

[3 marks]

0 1 . 3

In a particular gas discharge tube, air molecules inside the tube are absorbed by the walls of the tube.

Suggest the effect that this absorption may have on the motion of the paddle wheel.

Give a reason for your answer.

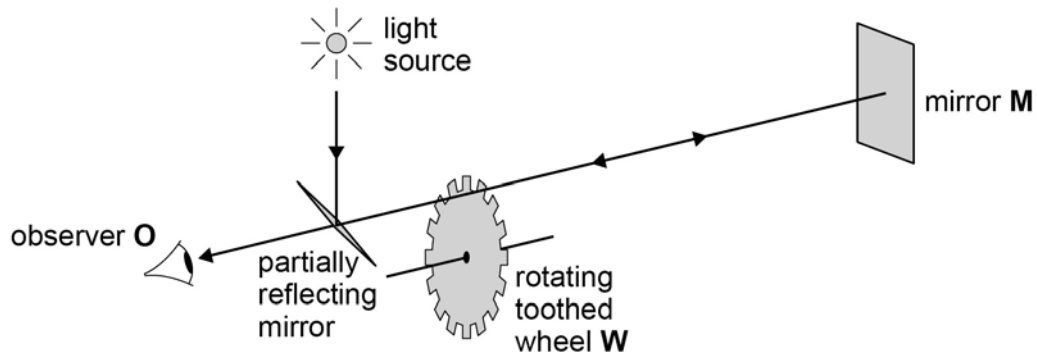
[2 marks]

7**Turn over ►**

0 2

Figure 2 shows the apparatus Fizeau used to determine the speed of light.

Figure 2



The following observations are made.

- A When the speed of rotation is low the observer sees the light returning after reflection by the mirror **M**.
- B When the speed of the wheel is slowly increased the observer continues to see the light until the wheel reaches a certain speed. At this speed the observer cannot see the light.

0 2 . 1

Explain these observations.

[2 marks]

Observation A

Observation B



0 2 . 2

Table 1 shows data from Fizeau's experiment at the instant when observation B is made.

Table 1

d , distance from M to W	8.6 km
f , number of wheel revolutions per second	12
n , number of teeth in the wheel	720

It can be shown that the speed of light c is given by the equation

$$c = 4dnf$$

Discuss whether the data in **Table 1** are consistent with the present accepted value for the speed of light.

[2 marks]

0 2 . 3

The speed of the wheel is further increased.

Deduce the value of f when the observer would next be unable to see light returning from the mirror.

[2 marks]

Question 2 continues on the next page

Turn over ►



0 2 . 4

Explain how the nature of light is implied by Maxwell's theory of electromagnetic waves and Fizeau's result.

[3 marks]

9



Turn over for the next question

**DO NOT WRITE ON THIS PAGE
ANSWER IN THE SPACES PROVIDED**

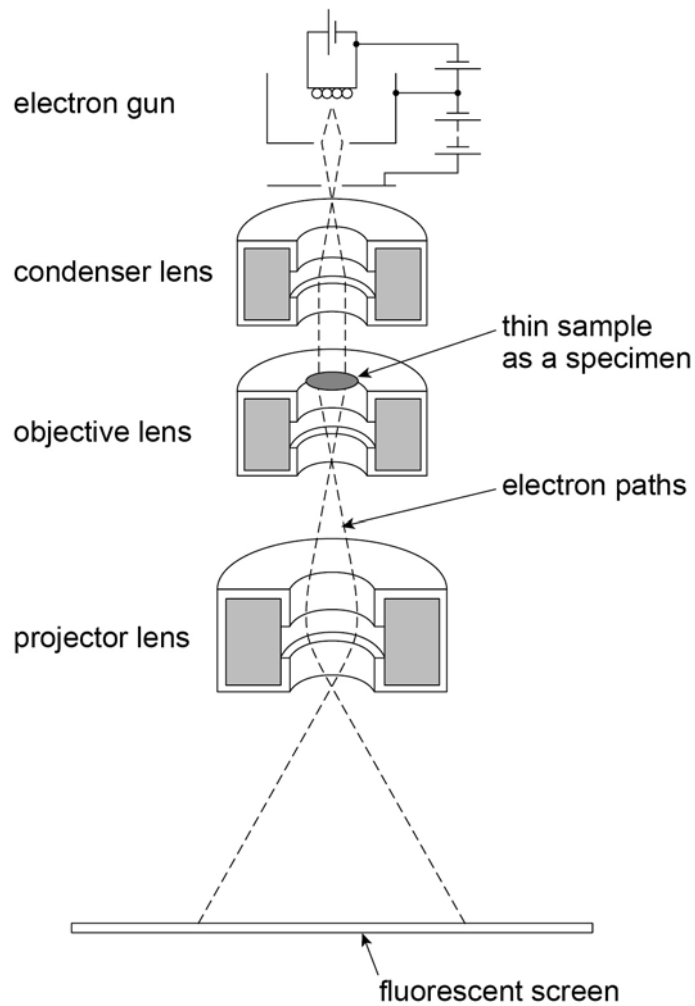
Turn over ►



0 3

Figure 3 shows the main parts of a transmission electron microscope (TEM).

Figure 3



0 3 . 1

What is the process by which electrons are produced in an electron gun?
Tick (✓) the correct box.

[1 mark]

Beta particle emission

Electron diffraction

Photoelectric effect

Thermionic emission



0	3	.	2
---	---	---	---

The electrons in a particular TEM have a kinetic energy of 4.1×10^{-16} J.
Relativistic effects are negligible for this electron energy.

Suggest, with a calculation, whether the images of individual atoms can, in principle, be resolved in this TEM.

[3 marks]

Question 3 continues on the next page

Turn over ►



0 3 . 3

A typical TEM can accelerate electrons to very high speeds and form high resolution images.

Explain:

- the process of image formation, and
- the factors that affect the quality of, and the level of detail in, the image.

[6 marks]



A series of horizontal lines for writing, consisting of 20 lines, evenly spaced across the page.

10

Turn over for the next question

Turn over ▶



0 4 . 1

A student models a spacecraft journey that takes one year. The spacecraft travels directly away from an observer at a speed of $1.2 \times 10^7 \text{ m s}^{-1}$. The student predicts that a clock stationary relative to the observer will record a time several days **longer** than an identical clock on the spacecraft.

Comment on the student's prediction. Support your answer with a time dilation calculation.

[4 marks]

0 4 . 2

In practice, the gravitational field of the Sun affects the motion of the spacecraft and it does not travel directly away from the Earth throughout the journey.

Explain why this means that the theory of special relativity cannot be applied to the journey.

[2 marks]

6

0	5
---	---

Cosmic rays detected on a spacecraft are protons with a total energy of 3.7×10^9 eV.

Calculate the velocity of the protons as a fraction of the speed of light.

[3 marks]

proton velocity = _____ c

3

END OF QUESTIONS



There are no questions printed on this page

**DO NOT WRITE ON THIS PAGE
ANSWER IN THE SPACES PROVIDED**



There are no questions printed on this page

**DO NOT WRITE ON THIS PAGE
ANSWER IN THE SPACES PROVIDED**



There are no questions printed on this page

**DO NOT WRITE ON THIS PAGE
ANSWER IN THE SPACES PROVIDED**

Copyright Information

For confidentiality purposes, from the November 2015 examination series, acknowledgements of third party copyright material will be published in a separate booklet rather than including them on the examination paper or support materials. This booklet is published after each examination series and is available for free download from www.aqa.org.uk after the live examination series.

Permission to reproduce all copyright material has been applied for. In some cases, efforts to contact copyright-holders may have been unsuccessful and AQA will be happy to rectify any omissions of acknowledgements. If you have any queries please contact the Copyright Team, AQA, Stag Hill House, Guildford, GU2 7XJ.

Copyright © 2017 AQA and its licensors. All rights reserved.

