

**GCSE**

**Biology A**

Unit **J247H/03**: Higher Tier – Paper 3

General Certificate of Secondary Education

**Mark Scheme for June 2018**

OCR (Oxford Cambridge and RSA) is a leading UK awarding body, providing a wide range of qualifications to meet the needs of candidates of all ages and abilities. OCR qualifications include AS/A Levels, Diplomas, GCSEs, Cambridge Nationals, Cambridge Technicals, Functional Skills, Key Skills, Entry Level qualifications, NVQs and vocational qualifications in areas such as IT, business, languages, teaching/training, administration and secretarial skills.

It is also responsible for developing new specifications to meet national requirements and the needs of students and teachers. OCR is a not-for-profit organisation; any surplus made is invested back into the establishment to help towards the development of qualifications and support, which keep pace with the changing needs of today's society.















This mark scheme is published as an aid to teachers and students, to indicate the requirements of the examination. It shows the basis on which marks were awarded by examiners. It does not indicate the details of the discussions which took place at an examiners' meeting before marking commenced.

All examiners are instructed that alternative correct answers and unexpected approaches in candidates' scripts must be given marks that fairly reflect the relevant knowledge and skills demonstrated.

Mark schemes should be read in conjunction with the published question papers and the report on the examination.

© OCR 2018

## Annotations available in RM Assessor

Annotation	Meaning
	Correct response
	Incorrect response
	Omission mark
	Benefit of doubt given
	Contradiction
	Rounding error
	Error in number of significant figures
	Error carried forward
	Level 1
	Level 2
	Level 3
	Benefit of doubt not given
	Noted but no credit given
	Ignore

Abbreviations, annotations and conventions used in the detailed Mark Scheme (to include abbreviations and subject-specific conventions).

<b>Annotation</b>	<b>Meaning</b>
/	alternative and acceptable answers for the same marking point
✓	Separates marking points
<b>DO NOT ALLOW</b>	Answers which are not worthy of credit
<b>IGNORE</b>	Statements which are irrelevant
<b>ALLOW</b>	Answers that can be accepted
( )	Words which are not essential to gain credit
—	Underlined words must be present in answer to score a mark
<b>ECF</b>	Error carried forward
<b>AW</b>	Alternative wording
<b>ORA</b>	Or reverse argument

**Subject-specific Marking Instructions****INTRODUCTION**

Your first task as an Examiner is to become thoroughly familiar with the material on which the examination depends. This material includes:

- the specification, especially the assessment objectives
- the question paper
- the mark scheme.

You should ensure that you have copies of these materials.

You should ensure also that you are familiar with the administrative procedures related to the marking process. These are set out in the OCR booklet **Instructions for Examiners**. If you are examining for the first time, please read carefully **Appendix 5 Introduction to Script Marking: Notes for New Examiners**.

Please ask for help or guidance whenever you need it. Your first point of contact is your Team Leader.

The breakdown of Assessment Objectives for GCSE (9-1) in Biology A:

	<b>Assessment Objective</b>
<b>AO1</b>	<b>Demonstrate knowledge and understanding of scientific ideas and scientific techniques and procedures.</b>
AO1.1	Demonstrate knowledge and understanding of scientific ideas.
AO1.2	Demonstrate knowledge and understanding of scientific techniques and procedures.
<b>AO2</b>	<b>Apply knowledge and understanding of scientific ideas and scientific enquiry, techniques and procedures.</b>
AO2.1	Apply knowledge and understanding of scientific ideas.
AO2.2	Apply knowledge and understanding of scientific enquiry, techniques and procedures.
<b>AO3</b>	<b>Analyse information and ideas to interpret and evaluate, make judgements and draw conclusions and develop and improve experimental procedures.</b>
<b>AO3.1</b>	Analyse information and ideas to interpret and evaluate.
AO3.1a	Analyse information and ideas to interpret.
AO3.1b	Analyse information and ideas to evaluate.
<b>AO3.2</b>	Analyse information and ideas to make judgements and draw conclusions.
AO3.2a	Analyse information and ideas to make judgements.
AO3.2b	Analyse information and ideas to draw conclusions.
<b>AO3.3</b>	Analyse information and ideas to develop and improve experimental procedures.
AO3.3a	Analyse information and ideas to develop experimental procedures.
AO3.3b	Analyse information and ideas to improve experimental procedures.



For answers to Section A, if an answer box is blank ALLOW correct indication of answer e.g. circled or underlined.

Question			Answer	Marks	AO element	Guidance
1			C ✓	1	1.1	
2			B ✓	1	1.2	
3			B ✓	1	2.1	
4			C ✓	1	1.2	
5			D ✓	1	1.2	
6			C ✓	1	1.1	
7			A ✓	1	1.1	
8			C ✓	1	2.2	
9			D ✓	1	2.1	
10			C ✓	1	2.1	
11			A ✓	1	1.1	
12			D ✓	1	2.2	
13			C ✓	1	1.1	
14			B ✓	1	1.1	
15			A ✓	1	1.1	

Question		Answer	Marks	AO element	Guidance
16	(a)	<p>can control temperature (easier)/ can be set to a specific / constant temperature ✓</p> <p>limited fire risk✓</p>	2	2 x 2.2	<p><b>IGNORE</b> reference to ease of measurement</p> <p><b>ALLOW</b> less risk of burns</p> <p><b>ALLOW</b> ORA</p>
	(b)	<p>for 60°C / high temperatures:</p> <p>idea that (membranes break down) at 60°C releasing more DNA / DNA is extracted easily ✓</p> <p>against 60°C / high temperatures:</p> <p>increased risk of DNA breaking down at 60°C / more DNA destroyed at 60°C / DNA not preserved at 60°C ✓</p>	2	2 x 2.2	<p><b>ALLOW</b> idea that enzymes destroying DNA are denatured so less DNA destroyed</p> <p>Answers must make it clear which temperature they are referring to.</p> <p><b>ALLOW</b> ORA</p>
	(c)	<p>wear face mask / goggles to prevent protease/ethanol/chemicals being inhaled / entering eyes✓</p> <p>gloves / use tongs prevent ethanol/protease/chemicals being in contact with skin✓</p> <p>turn Bunsen off as ethanol is flammable✓</p>	2	2 x 2.2	<p><b>ALLOW</b> use tongs as solution/ tube may be hot</p> <p><b>IGNORE</b> reference to lab coats / glass breakages</p>



Question		Answer	Marks	AO element	Guidance
	(d) (i)	<p><b>First check answer on answer line</b>  <b>If answer = 33.1 (mg) award 2 marks</b></p> <p><math>\frac{99.2}{3}</math> <b>OR</b> 33.067 / 33.07✓            = 33.1 (mg) ✓</p>	2	1.2  2.2	
	(ii)	<p>(yes because)</p> <p>idea that there is a greater mean / yield / mass produced (of DNA)✓</p> <p>there is less range/variation in results✓</p>	2	2 x 3.1b	<p><b>ALLOW</b> ECF</p> <p><b>ALLOW</b> examples of data from table to indicate less range/variability</p>

Question		Answer	Marks	AO element	Guidance
17	(a)	pupil has dilated (in diagram B)✓ radial muscles contracted✓ to allow more light into the eye✓	3	2.1 1.1 1.1	<b>ALLOW</b> pupil is larger <b>IGNORE</b> eyes / iris dilated <b>ALLOW</b> reflex action has occurred
	(b)	(i) person X is short-sighted✓ person Y is long-sighted✓	2	2 x 2.1	<b>ALLOW</b> person X is myopic / has myopia <b>ALLOW</b> person Y is hypermetropic / has hypermetropia (hyperopia)
		(ii) person X concave/divergent lens <b>and</b> person Y convex/convergent lens✓  idea that concave lenses diverge light rays / person X needs a lens to diverge light rays (before they enter the eye)✓  idea that convex lenses converge light rays / person Y needs a lens to converge light rays (before they enter the eye)✓	3	1.1 2 x 2.1	<b>ALLOW</b> minus powered lens <b>ALLOW</b> plus powered lens  <b>Allow</b> diagram showing lens diverging light  <b>Allow</b> diagram showing lens converging light   Must be stated which diagram refers to which lens or person.

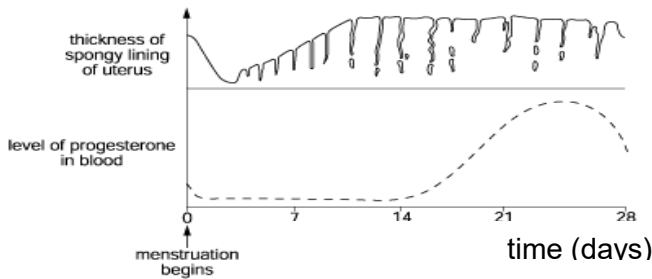
Question			Answer	Marks	AO element	Guidance
18	(a)	(i)	loop of Henlé✓	1	1.1	
		(ii)	collecting duct✓	1	1.1	<b>ALLOW</b> DCT <b>IGNORE</b> collection duct
	(b)		<p><b>Any four from:</b>  glucose (in filtrate but) not in urine so must be reabsorbed✓  sodium chloride <b>lower</b> in urine so reabsorbed✓  urea (much) <b>higher</b> in urine so not reabsorbed✓  others <b>higher</b> in urine so not reabsorbed✓  waste products <b>higher</b> in urine so not reabsorbed but useful substances reabsorbed✓</p>	4	3.2b	<p><b>IGNORE</b> unqualified responses e.g. glucose is reabsorbed</p> <p>If no other mark awarded  <b>ALLOW</b> some substances reabsorbed but others are not</p>

Question	Answer	Marks	AO element	Guidance
(c)*	<p>Please refer to the marking instructions on page 5 of this mark scheme for guidance on how to mark this question.</p> <p><b>Level 3 (5–6 marks)</b> Explains more than one body response to different temperature <b>and</b> osmotic challenges. <b>AND</b> applies knowledge and understanding to identify a drink requirement both pre-race <b>and</b> post-race <b>AND</b> analyses information and ideas to explain which sports drink is best for pre-race <b>and</b> for post-race. <i>There is a well-developed line of reasoning which is clear and logically structured. The information presented is relevant and substantiated.</i></p> <p><b>Level 2 (3–4 marks)</b> Explains a body response to different temperature <b>or</b> to osmotic challenges <b>AND</b> applies knowledge and understanding to identify a drink requirement for pre-race <b>or</b> for post-race. <b>AND</b> analyses information and ideas to explain which sports drink is best for pre-race <b>or</b> for post-race.  <i>There is a line of reasoning presented with some structure. The information presented is relevant and supported by some evidence.</i></p>	6	2 x 1.1 2 x 2.1 2 x3.2a	<p><b>AO1.1 Demonstrate knowledge and understanding of scientific ideas of responses of body to different temperature and osmotic challenges.</b></p> <ul style="list-style-type: none"> <li>exercise causes loss of water through sweating</li> <li>will use up much of the sugar for energy/respiration/exercise</li> <li>exercise causes loss of salts through sweating</li> </ul> <p><b>AO2.1 Apply knowledge and understanding of scientific ideas to identify drink requirements pre-race and post-race</b></p> <ul style="list-style-type: none"> <li>pre-race drink needs to provide the body with sugar needed for exercise</li> <li>post-race drink will need to replace salts lost / replace sugars used up</li> </ul> <p><b>AO3.2b Analyse information and ideas to make judgements about which sports drink is best for pre-race and post-race.</b></p> <ul style="list-style-type: none"> <li>hypertonic is best for pre-race as it contains the highest levels of sugars / is taken 60 minutes before race as takes time to be absorbed / absorbed slowly so it's effects last for the race</li> <li>isotonic drink after the race will not change / dilute / increase the concentration of the blood / will match the concentration of body fluids</li> </ul>

Question	Answer	Marks	AO element	Guidance
	<p><b>Level 1 (1–2 marks)</b> demonstrates knowledge and understanding of <b>one</b> body response to different temperature and osmotic challenges</p> <p><b>OR</b> applies knowledge and understanding to identify a drink requirement either pre-race <b>or</b> post-race.</p> <p><b>OR</b> analyses information and ideas to explain which sports drink is best for either pre-race <b>or</b> for post-race <i>There is an attempt at a logical structure with a line of reasoning. The information is in the most part relevant.</i></p> <p><b>0 marks</b> <i>No response or no response worthy of credit.</i></p>			

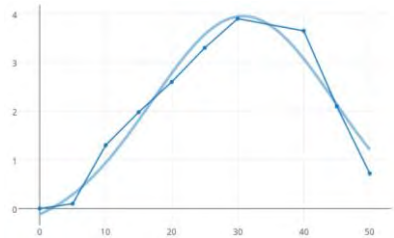
Question			Answer	Marks	AO element	Guidance
19	(a)	(i)	<p><b>Any two from:</b></p> <p>idea that ruler release height is not standardised ✓</p> <p>idea that release of ruler may cause uneven fall ✓</p> <p>It (is the distance measured but time recorded) requires a calculation / may lead to conversion errors ✓</p> <p>distance apart of fingers is not standardised ✓</p> <p>fingers cover a range of different readings ✓</p> <p>anticipation is possible / may learn to expect when it will be dropped ✓</p>	2	2 x 3.3a	<p>eg may fall sideways</p> <p><b>IGNORE</b> simply readings taken incorrectly</p> <p><b>ALLOW</b> does not specify which part of finger is measured</p>
		(ii)	<p>stimulus is randomised /</p> <p><b>time</b> rather than distance measured / no calculation needed ✓</p> <p><b>and any two from:</b></p> <p>improvements could include:</p> <p>randomising left and right hand ✓</p> <p>making each target number same distance to move to / same distance from the start button ✓</p> <p>randomising the delay time before the number flashes ✓</p> <p>use a touch screen to avoid moving the mouse ✓</p>	3	3.2a  2 x 3.3b	<b>IGNORE</b> it uses a computer so its accurate
	(b)	(i)	<p><b>First check answer on answer line</b></p> <p><b>If answer = 0.25 award 2 marks</b></p> <p>list in rank order / selects correct 5<sup>th</sup> and 6<sup>th</sup> values ✓</p> <p><math>\frac{0.25+0.25}{2} = 0.25</math> ✓</p>	2	2 x 2.1	<b>IGNORE</b> decimal place for the list in rank order

Question		Answer	Marks	AO element	Guidance
	(ii)	<p><b>Any two from:</b>  there is no difference in <b>reaction times</b> between left (non-dominant) hand and right (dominant) hand ✓    mean <b>and</b> the median are the same for both hands / the same for the right (dominant) hand ✓    results from right (dominant) hand have a wider range (than left (non-dominant) hand) ✓</p>	2	2 x 3.1a	<p><b>ALLOW</b> ECF from b)</p> <p><b>ALLOW</b> ORA</p> <p>Do not credit marks for reference to right and left handed students in each marking point.</p>
	(c) (i)	(skin stem cell) differentiates into (motor) neurone ✓	1	2.2	<b>ALLOW</b> differentiates into MN (taken from abbreviation of motor neurone disease to MND in stem of question)
	(ii)	<p>cerebrum ✓    idea that area of brain controlling motor function / movement / conscious activities ✓</p>	2	1.1  2.1	<p><b>ALLOW</b> cerebral cortex / motor cortex</p> <p><b>IGNORE</b> it is the area that coordinates reactions.  <b>DO NOT ALLOW</b> a list of correct functions of the cerebrum without the importance of movement being highlighted</p>
	(iii)	<p><b>Any two from:</b>  difficult to access brain (due to skull) ✓    large number of neurones / large number of nerve impulses in the brain/  difficult to follow a single neurone ✓    ethical issues of researching on brain / risk of damage ✓</p>	2	2 x 2.2	<b>IGNORE</b> difficult to take measurements in brain unless qualified

Question		Answer	Marks	AO element	Guidance
20	(a)	(Diagram B) because vasodilation✓ (blood vessels) release <b>more</b> heat / energy (to environment)✓  sweat being released to <u>evaporate</u> ✓	3	1.1 2 x 2.1	<b>if A chosen award no marks</b>  <b>ALLOW</b> blood vessels/arterioles have widened / dilated idea of more heat released must be linked to blood vessels <b>IGNORE</b> cools down more  <b>ALLOW</b> sweat not evaporated due to humidity preventing evaporation
	(b)	adrenaline reduces blood flow to the skin✓  less blood lost (during time to clot/receive medical treatment)✓	2	1.1 2.1	<b>ALLOW</b> causes vasoconstriction <b>in skin</b>  <b>IGNORE</b> stops bleeding
	(c) (i)	corpus luteum / (empty) follicle / yellow body ✓	1	1.1	
	(ii)	smooth curve drawn rising and falling✓  fall must start on day 21 or after✓	2	2 x 1.1	 <p>21400032</p> <p>if no fall in progesterone then award 0 marks</p>



Question		Answer	Marks	AO element	Guidance
	(d) (i)	<p><b>First check answer on answer line</b>  <b>If answer = 19.98 (mm) award 3 marks</b></p> <p>20 - 0.025✓  but  19.975 (mm)✓  19.98 (mm) ✓</p>	3	<p>2 x 2.2</p> <p>1.2</p>	
	(ii)	lining is not repaired correctly✓	1	1.1	<p><b>ALLOW</b> lining will not thicken / not build up  <b>IGNORE</b> lining will not be maintained / will become thinner</p>
	(iii)	<p><b>Any three from:</b>  gonadotrophins used ✓    FSH and LH used✓    FSH lead to ripening of follicle ✓  and LH causes ovulation ✓    human chorionic gonadotrophin (hCG)✓    causes egg/ovum to mature inside follicle✓</p>	3	3 x 1.1	<p><b>ALLOW</b> stimulate egg production/development</p>
	(iv)	<p>order of bases is changed (in gene)✓    order of amino acids changed in protein /  change in shape of the enzyme ✓</p>	2	<p>1.1</p> <p>2.1</p>	<p><b>ALLOW</b> nucleotides  <b>ALLOW</b> mutation in base sequence    <b>ALLOW</b> different amino acids in protein  <b>IGNORE</b> codes for wrong amino acid to be made</p>

Question		Answer	Marks	AO element	Guidance
21	(a)	energy/heat is taken from surroundings/into the reaction✓	1	1.1	<b>ALLOW</b> energy absorbed is more than the energy released
	(b)	suitable smooth line of best fit is drawn✓	1	2.2	 <p>dot to dot line = 0</p>
	(c)	<p>at point A light is limiting as increasing light intensity increases the rate / as it has sufficient temperature and carbon dioxide ✓</p> <p>at point B temperature is limiting as increasing temperature increases rate / as it has sufficient light and carbon dioxide ✓/</p> <p>at point C carbon dioxide is limiting as increasing carbon dioxide increases rate / it has sufficient temperature and light ✓</p>	3	3 x 2.1	<p>if no other mark scored allow one mark for correct identification of the three limiting factors with no explanations</p>

Question		Answer	Marks	AO element	Guidance
	(d)	(i)	4	2 x 1.1  2 x 2.1	          <b>ALLOW</b> correct description of transpiration linked to the size of stoma
		(ii)	2	2 x 1.1	<b>ALLOW</b> they have adapted (to their function)  <b>ALLOW</b> no other cells do the same job <b>ALLOW</b> they can open / close stomata  they have adapted to a <b>specific</b> job / they are adapted to open and close stomata = 2 marks
	(e)		3	3 x 3.2b	<b>ALLOW</b> phloem is on the outside  <b>IGNORE</b> nutrients / minerals / ions <b>ALLOW</b> glucose / sucrose  <b>ALLOW</b> translocation to roots is prevented

**OCR (Oxford Cambridge and RSA Examinations)**  
**The Triangle Building**  
**Shaftesbury Road**  
**Cambridge**  
**CB2 8EA**

**OCR Customer Contact Centre**

**Education and Learning**

Telephone: 01223 553998

Facsimile: 01223 552627

Email: [general.qualifications@ocr.org.uk](mailto:general.qualifications@ocr.org.uk)

[www.ocr.org.uk](http://www.ocr.org.uk)

For staff training purposes and as part of our quality assurance programme your call may be recorded or monitored

**Oxford Cambridge and RSA Examinations**  
is a Company Limited by Guarantee  
Registered in England  
Registered Office; The Triangle Building, Shaftesbury Road, Cambridge, CB2 8EA  
Registered Company Number: 3484466  
OCR is an exempt Charity

**OCR (Oxford Cambridge and RSA Examinations)**  
Head office  
Telephone: 01223 552552  
Facsimile: 01223 552553

© OCR 2018

