

GCSE (9–1)

Combined Science (Physics) A (Gateway Science)

J250/06: Paper 6 (Foundation Tier)

General Certificate of Secondary Education

Mark Scheme for Autumn 2021

OCR (Oxford Cambridge and RSA) is a leading UK awarding body, providing a wide range of qualifications to meet the needs of candidates of all ages and abilities. OCR qualifications include AS/A Levels, Diplomas, GCSEs, Cambridge Nationals, Cambridge Technicals, Functional Skills, Key Skills, Entry Level qualifications, NVQs and vocational qualifications in areas such as IT, business, languages, teaching/training, administration and secretarial skills.

It is also responsible for developing new specifications to meet national requirements and the needs of students and teachers. OCR is a not-for-profit organisation; any surplus made is invested back into the establishment to help towards the development of qualifications and support, which keep pace with the changing needs of today's society.















This mark scheme is published as an aid to teachers and students, to indicate the requirements of the examination. It shows the basis on which marks were awarded by examiners. It does not indicate the details of the discussions which took place at an examiners' meeting before marking commenced.

All examiners are instructed that alternative correct answers and unexpected approaches in candidates' scripts must be given marks that fairly reflect the relevant knowledge and skills demonstrated.

Mark schemes should be read in conjunction with the published question papers and the report on the examination.

© OCR 2021

Annotations available in RM Assessor

Annotation	Meaning
	Correct response
	Incorrect response
	Omission mark
	Benefit of doubt given
	Contradiction
	Rounding error
	Error in number of significant figures
	Error carried forward
	Level 1
	Level 2
	Level 3
	Benefit of doubt not given
	Noted but no credit given
	Ignore

11. Abbreviations, annotations and conventions used in the detailed Mark Scheme (to include abbreviations and subject-specific conventions).

Annotation	Meaning
/	alternative and acceptable answers for the same marking point
✓	Separates marking points
DO NOT ALLOW	Answers which are not worthy of credit
IGNORE	Statements which are irrelevant
ALLOW	Answers that can be accepted
()	Words which are not essential to gain credit
—	Underlined words must be present in answer to score a mark
ECF	Error carried forward
AW	Alternative wording
ORA	Or reverse argument

12. Subject-specific Marking Instructions

INTRODUCTION

Your first task as an Examiner is to become thoroughly familiar with the material on which the examination depends. This material includes:

- the specification, especially the assessment objectives
- the question paper
- the mark scheme.

You should ensure that you have copies of these materials.

You should ensure also that you are familiar with the administrative procedures related to the marking process. These are set out in the OCR booklet **Instructions for Examiners**. If you are examining for the first time, please read carefully **Appendix 5 Introduction to Script Marking: Notes for New Examiners**.

Please ask for help or guidance whenever you need it. Your first point of contact is your Team Leader.


The breakdown of Assessment Objectives for GCSE (9-1) in Combined Science A:

	Assessment Objective
AO1	Demonstrate knowledge and understanding of scientific ideas and scientific techniques and procedures.
AO1.1	Demonstrate knowledge and understanding of scientific ideas.
AO1.2	Demonstrate knowledge and understanding of scientific techniques and procedures.
AO2	Apply knowledge and understanding of scientific ideas and scientific enquiry, techniques and procedures.
AO2.1	Apply knowledge and understanding of scientific ideas.
AO2.2	Apply knowledge and understanding of scientific enquiry, techniques and procedures.
AO3	Analyse information and ideas to interpret and evaluate, make judgements and draw conclusions and develop and improve experimental procedures.
AO3.1	Analyse information and ideas to interpret and evaluate.
AO3.1a	Analyse information and ideas to interpret.
AO3.1b	Analyse information and ideas to evaluate.
AO3.2	Analyse information and ideas to make judgements and draw conclusions.
AO3.2a	Analyse information and ideas to make judgements.
AO3.2b	Analyse information and ideas to draw conclusions.
AO3.3	Analyse information and ideas to develop and improve experimental procedures.
AO3.3a	Analyse information and ideas to develop experimental procedures.
AO3.3b	Analyse information and ideas to improve experimental procedures.

Question	Answer	Marks	AO element	Guidance
1	A	1	1.2	
2	C	1	1.1	
3	B	1	2.1	
4	D	1	2.1	
5	C	1	1.2	
6	C	1	1.2	
7	A	1	2.1	
8	C	1	2.1	
9	A	1	2.1	
10	C	1	1.1	

Question		Answer	Marks	AO element	Guidance
11	(a)	<p>Electrons</p> <p>Neutron</p> <p>Nucleus</p> <p>Proton</p> <p>Usually found in the nucleus.</p> <p>Is unstable in radioactive isotopes.</p> <p>Arranged in shells around the nucleus.</p>	3	3 × 1.1	All 4 correct ✓✓✓ Any 3 correct ✓✓ Any 2 correct ✓
	(b) (i)	Stays the same / AW ✓	1	2.1	
	(ii)	<u>Lead</u> (lined metal container) ✓	1	2.1	ALLOW concrete
	(c)	Place X near object (but not touching it) ✓ Allow radiation from X to reach object / AW ✓	2	2 × 1.2	
	(d) (i)	Plastic bottle AND Does not break easily / is waterproof /secure lid/ AW ✓	1	3.1b	BOTH needed ORA for cardboard box
	(ii)	Alpha ✓	1	3.2b	
	(e) (i)	50 (%) AND 25 (%) ✓	1	2.2	BOTH needed
	(ii)	Because the amount halves after 5 days / AW ✓	1	2.2	

Question			Answer	Marks	AO element	Guidance
12	(a)	(i)	Distance taken to stop after the driver presses the brakes / AW ✓	1	1.1	
		(ii)	12 (m)	1	2.1	
	(b)		(Idea of) Energy is transferred / moved between stores / AW ✓ (Idea of) Energy before = Energy after / No energy is "lost" / AW ✓	1 1	2 × 2.1	ALLOW the energy transferred from the kinetic (store) to the thermal (store) AW ✓ ALLOW the energy transferred from the kinetic store to the thermal store is equal / AW ✓✓
	(c)		Gravitational/Thermal Kinetic/Thermal Thermal	3	3 × 2.1	All 3 correct ✓✓✓ Any 2 correct ✓✓ Any 1 correct ✓
	(d)	(i)	Thermometer ✓	1	1.2	
		(ii)	FIRST CHECK THE ANSWER ON ANSWER LINE If answer = 5000 (J) award 2 marks E = $0.5 \times 500 \times 20$ ✓ E = 5000 (J) ✓	2	2 × 2.1	

Question			Answer	Marks	AO element	Guidance
13	(a)	(i)	(Frequency is) number of waves in a given time ✓	1	1.2	ALLOW e.g. waves per second
		(ii)	(Frequency =) 1 Hz ✓	1	1.1	
		(iii)	Measure the distance across n waves with a ruler ✓ Divide distance by n ✓	2	2 × 3.3a	ALLOW any value equal to or greater than 2 for n
	(b)		Arrows indicating motion parallel to arrows in diagram ✓ E.g. 	1	1.1	
	(c)	(i)	1000 000 / 10^6 / million ✓	1	2.1	ALLOW answers in the order of 10^6 e.g. ($3 \times 10^8 \div 330 =$) 9×10^5
		(ii)	FIRST CHECK THE ANSWER ON ANSWER LINE If answer = 335 (m / s) award 3 marks (speed =) distance ÷ time ✓ (speed =) $1340 / 4$ ✓ (speed =) 335 (m / s) ✓	3	1.2 2 × 2.1	Allow $s = d \div t$
	(d)		Method 1 ✓ AND any one from: <ul style="list-style-type: none"> Distance can be measured accurately for method 1 / ORA ✓ Difficult to measure distance to lightning strike / lightning occurs in different places ✓ Times can be repeated and averaged for method 1 / ORA ✓ 	2	3.2a 3.3b	

Question		Answer	Marks	AO element	Guidance
14	*	<p>Please refer to the marking instructions on page 4 of this mark scheme for guidance on how to mark this question.</p> <p>Level 3 (5–6 marks) Describes a detailed method AND explains how the method works. Suggests a way to produce accurate and precise results.</p> <p><i>There is a well-developed line of reasoning which is clear and logically structured. The information presented is relevant and substantiated.</i></p> <p>Level 2 (3–4 marks) Describes a method AND either explains how the method works OR suggests a way to produce accurate and precise results.</p> <p><i>There is a line of reasoning presented with some structure. The information presented is relevant and supported by some evidence.</i></p> <p>Level 1 (1–2 marks) Describes a basic method to determine reaction time OR explains how the method works OR gives a way to produce accurate or reliable results.</p> <p><i>There is an attempt at a logical structure with a line of reasoning. The information is in the most part relevant.</i></p> <p>0 marks <i>No response or no response worthy of credit.</i></p>	6	2 × 1.2 3 × 3.3a 1 × 3.3b	<p>AO1.2: Demonstrate knowledge and understanding of how to measure reaction time:</p> <ul style="list-style-type: none"> Idea that reaction time is how long it takes a person to react to a stimulus / AW Idea that the mark on the ruler / point where ruler caught estimates reaction time <p>AO3a: Analyses information to develop a method to determine reaction time:</p> <ul style="list-style-type: none"> 1st person holds the ruler between fingers 2nd person drops the ruler 1st person catches it between fingers Distance from bottom of ruler to fingers measured <p>AO3b: Analyse information to produce accurate and precise results:</p> <ul style="list-style-type: none"> Students used repeat readings Students should calculate a mean Students dropped ruler without any warning Students varied the time before dropping the ruler Students made sure ruler was vertical / correct way up each time Actual results are precise as they are close together / tightly clustered / AW Student starts with hand at 0 cm

Question			Answer	Marks	AO element	Guidance
15	(a)	(i)	Frequency or energy too high / too dangerous / gamma is ionising radiation / can cause cancer / AW ✓	1	1.2	ALLOW wavelength too small / can kill cells
		(ii)	Any one from: Microwaves ✓ Visible light ✓ Infra-red ✓ UV ✓	1	1.1	IGNORE X-rays / gamma rays / radio waves
		(ii)	Any one from: Radar ✓ Satellite (TV) ✓ Mobile phones ✓ Remote controls ✓ Optical fibres / optical wireless communications ✓ Morse code ✓ To see/to read CDs or DVDs ✓ Bluetooth ✓	1	1.1	IGNORE any use which does not involve communications / just 'TV'
	(b)	(i)	As frequency increases, wavelength decreases / ORA ✓ Any two pairs of values of frequency and wavelength that shows this relationship ✓	2	2x3.1a	Possible pairs: f (MHz) λ(m) 562 0.533 571 0.526 578 0.519 586 0.511 594 0.505 691 0.435
		(ii)	Three / 3 ✓	1	1.2	

	(b)	(iii)	<p>FIRST CHECK THE ANSWER ON ANSWER LINE If answer = 299 970 000 (m / s) award 3 marks</p> <p>594 MHz = 594 000 000 Hz ✓ (Speed =) 594 000 000 × 0.505 ✓</p> <p>(Speed =) 299 970 000 (m / s) ✓</p>	3	<p>1.2 2.1</p> <p>2.1</p>	<p>ALLOW 300 000 000 or 3×10^8 (m / s) with workings shown ✓✓✓</p> <p>ALLOW 2.9997×10^8 (m / s) ✓✓✓ ALLOW 299.97 (unit not changed) ✓✓</p>
	(c)		<p>FIRST CHECK THE ANSWER ON ANSWER LINE If answer = 0.4 award 3 marks</p> <p>(efficiency =) useful E output ÷ input E ✓ (efficiency =) $100 \div 250$ ✓ (efficiency =) 0.4 ✓</p>	3	<p>1.2 2.1 2.1</p>	<p>ALLOW 40% ✓✓✓ ALLOW 0.4% or 0.4 with units or 40 ✓✓</p>

OCR (Oxford Cambridge and RSA Examinations)
The Triangle Building
Shaftesbury Road
Cambridge
CB2 8EA

OCR Customer Contact Centre

Education and Learning

Telephone: 01223 553998

Facsimile: 01223 552627

Email: general.qualifications@ocr.org.uk

www.ocr.org.uk

For staff training purposes and as part of our quality assurance programme your call may be recorded or monitored