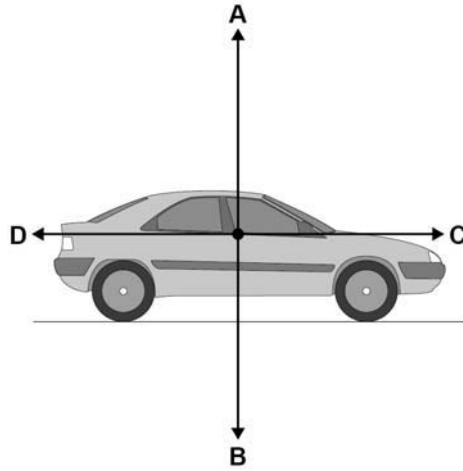




0 1

Figure 1 shows the forces acting on a car moving at a constant speed.

Figure 1



0 1 . 1

Which force would have to increase to make the car accelerate?

[1 mark]

Tick **one** box.

- A
- B
- C
- D

0 1 . 2

The car travels a distance of 2040 metres in 2 minutes.

Use the following equation to calculate the mean speed of the car.

$$\text{mean speed} = \frac{\text{distance}}{\text{time}}$$

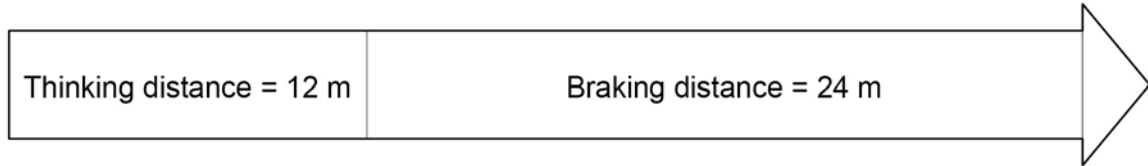
[2 marks]

Mean speed = \_\_\_\_\_ m/s

**0 1 . 3** The car makes an emergency stop.

**Figure 2** shows the thinking distance and braking distance of the car.

**Figure 2**



What is the stopping distance?

**[1 mark]**

**0 1 . 4** The person driving the car is tired.

What effect will this have on the thinking distance and braking distance?

Tick **one** box for thinking distance.

Tick **one** box for braking distance.

**[2 marks]**

	decreases	increases	stays the same
thinking distance	<input type="checkbox"/>	<input type="checkbox"/>	<input type="checkbox"/>
braking distance	<input type="checkbox"/>	<input type="checkbox"/>	<input type="checkbox"/>

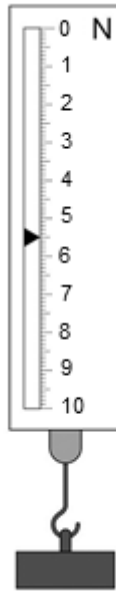
**Turn over for the next question**

**0 2**

A newtonmeter measures the weight of objects.

Look at **Figure 3**.

**Figure 3**

**0 2****. 1**

What is the weight of the object in **Figure 3**?

[1 mark]

Weight = \_\_\_\_\_ N

**0 2****. 2**

The spring inside the newtonmeter behaves elastically.

What happens to the length of the spring when the object is removed from the newtonmeter?

[1 mark]

Tick **one** box.

The spring gets longer

The spring gets shorter

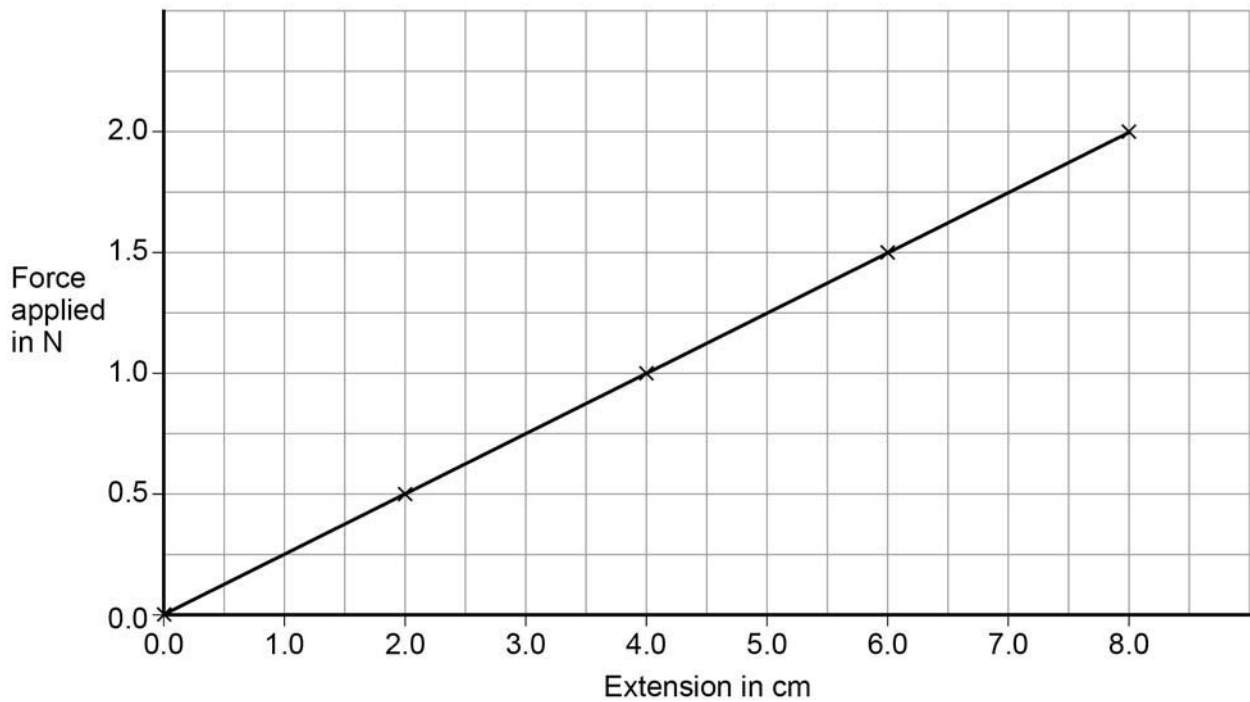
The spring stays the same length



The student added weights to a spring and measured the extension of the spring.

**Figure 4** shows his results.

**Figure 4**



**0 2** . **5** What is the relationship between force applied and extension?

[1 mark]

Tick **one** box.

Extension is inversely proportional to force

Extension increases by smaller values as force increases

Extension is directly proportional to force

**0 2** . **6** Use **Figure 4** to determine the additional force needed to increase the extension in the spring from 5.0 cm to 7.0 cm.

[1 mark]

Force needed = \_\_\_\_\_ N

**0 2 . 7** Table 1 shows some results with a different spring.

**Table 1**

Force applied in N	Extension in m
0.0	0.000
0.5	0.025
1.0	0.050
1.5	0.075

What would the extension be with a force of 2.0 N?

**[1 mark]**

Tick **one** box.

0.080 m

0.090 m

0.095 m

0.100 m

**0 2 . 8** The spring constant for the spring in **Table 1** is 20 N/m.

Calculate the work done in stretching the spring until the extension of the spring is 0.050m

Use the correct equation from the Physics Equation Sheet.

**[2 marks]**

---

---

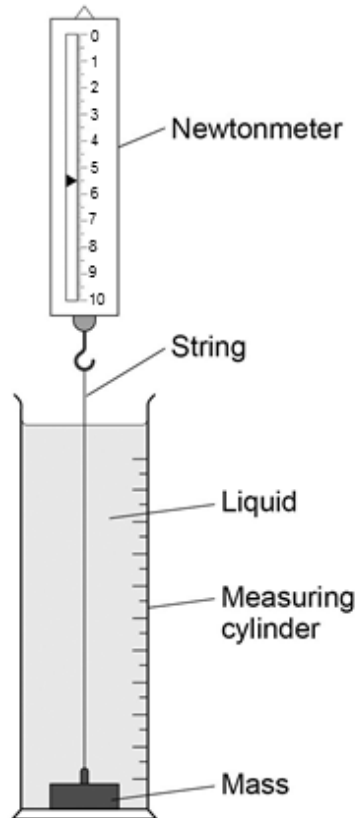
Work done = \_\_\_\_\_ J

0 3

A student investigated the force needed to raise a mass through different liquids at a constant speed.

She set up the apparatus shown in **Figure 5**.

**Figure 5**



0 3 . 1

In the investigation there are several variables.

Draw **one** line from each variable to the correct description for this investigation.

**[3 marks]**

Variable	Description
Control	Distance the mass was lifted
Dependent	Value of force on the newtonmeter
Independent	Mass
	Type of liquid



---

**Table 2** shows the student's results.

**Table 2**

Liquid	Force in N
Water	10.0
Washing up liquid	11.1
Glycerol	11.5
Syrup	13.8

**0 3 . 2** What was the resolution of the newtonmeter?

Tick **one** box.

[1 mark]

0.1 N

0.5 N

1 N

10 N

**Question 3 continues on the next page**

---

**0 3 . 3** The student wanted to display her results.

How should she display her results?

[1 mark]

Tick **one** box.

A bar chart

A line graph

A pie chart

**0 3 . 4** Give a reason for your answer to part **03.3**.

[1 mark]

---

---

**0 3 . 5** A force of 13.8 N was used to lift the mass 30 cm vertically through the liquid.

Use the following equation to calculate the work done in lifting the mass.

Work done = force  $\times$  distance

Choose the correct unit from the box.

[3 marks]

J	m/s	N
---	-----	---

---

---

---

Work done = \_\_\_\_\_

Unit = \_\_\_\_\_

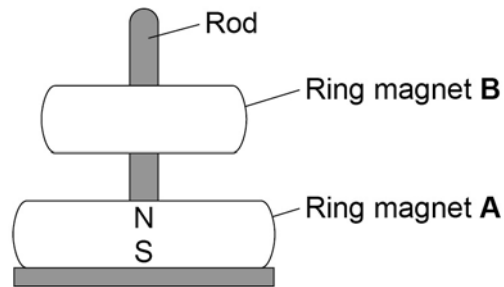
**0 4**

A magnetic toy uses ring-shaped magnets.

Look at **Figure 6**.

The magnets can move up and down the rod. Ring magnet **B** appears to float.

**Figure 6**

**0 4** . **1**

The magnetic poles are labelled on ring magnet **A**.

Label the magnetic poles on ring magnet **B**.

[1 mark]

**0 4** . **2**

What would happen if ring magnet **B** was turned upside down?

[1 mark]

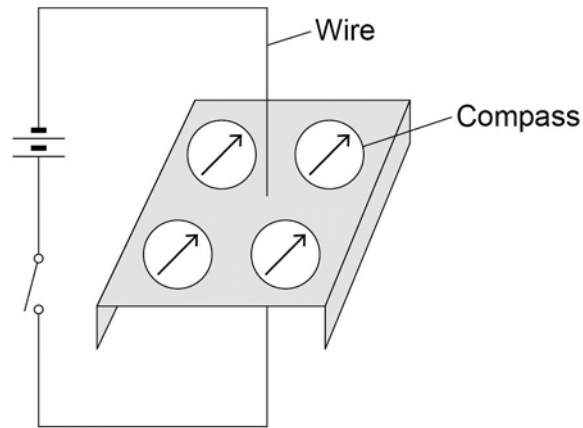
---

---

**Question 4 continues on the next page**

**Figure 7** shows four plotting compasses arranged around a wire.  
The needle of a compass is a magnet.

**Figure 7**



**0 4 . 3** In **Figure 7** the switch is open and there is no current in the wire.

Explain why the compass needles all point in the same direction.

**[2 marks]**

---

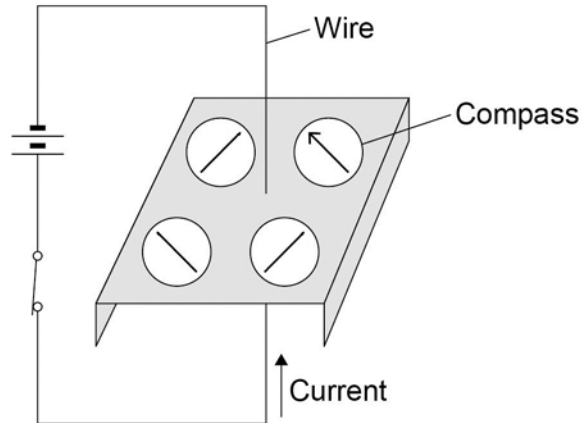
---

---

---

Figure 8 shows the switch closed.

Figure 8



0 4 . 4 There is now a current in the wire.

The compass needles change direction.

On **Figure 8** draw arrowheads on the three incomplete compass needles to show their direction.

[1 mark]

0 4 . 5 What would happen to the direction of the compass needles if the current was reversed?

[1 mark]

---



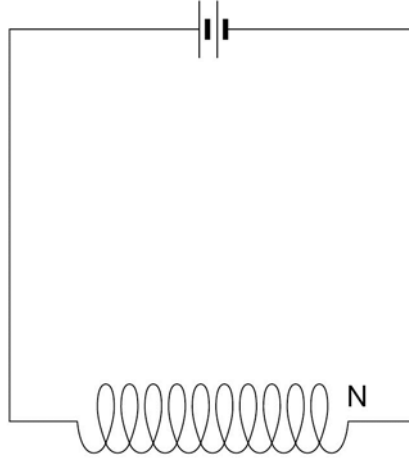
---

Question 4 continues on the next page

---

**Figure 9** shows a coil of wire in a circuit.

**Figure 9**



**0 4 . 6** On **Figure 9** draw the magnetic field due to the current in the coil.

**[3 marks]**

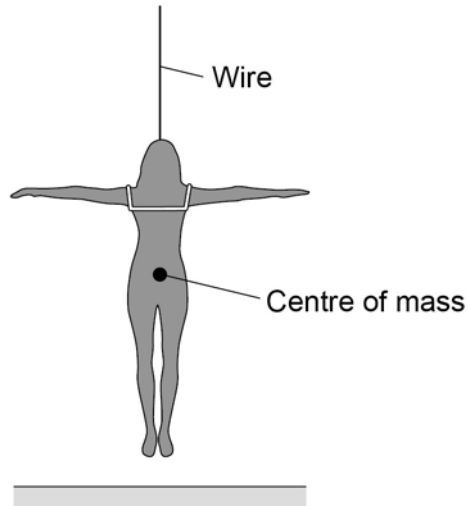
**Turn over for the next question**

**0 5**

An actor is attached to a wire so that she can hang above the stage.

Look at **Figure 10**.

**Figure 10**

**0 5****. 1**

On **Figure 10** draw **two** arrows to show the forces acting on the actor.

[2 marks]

**0 5****. 2**

Which **two** forces are acting on the actor?

[2 marks]

Tick **two** boxes.

Air resistance force

Electrostatic force

Gravitational force

Magnetic force

Tension force



---

**0 5** . **3** The actor hangs above the stage in a stationary position.

What is the resultant force on the actor?

[1 mark]

Resultant force = \_\_\_\_\_ N

**0 5** . **4** The actor has a mass of 70 kg.

Gravitational field strength = 9.8 N/kg

Use the following equation to calculate the weight of the actor.

Weight = mass  $\times$  gravitational field strength

Give your answer to 2 significant figures.

[2 marks]

---

---

---

Weight of actor = \_\_\_\_\_ N

**0 5** . **5** A motor pulls vertically upwards on the wire with a force of 720 N.

Calculate the resultant force on the actor.

[1 mark]

---

Resultant force = \_\_\_\_\_ N

**Question 5 continues on the next page**

---

Another actor has a mass of 65 kg.

This actor is attached to the wire and the motor pulls her vertically upwards.

The resultant force on the actor is 25 N.

**0 5** . **6** Write down the equation that links acceleration, mass and resultant force.

**[1 mark]**

Equation \_\_\_\_\_

**0 5** . **7** Calculate the acceleration of the actor.

**[3 marks]**

\_\_\_\_\_  
\_\_\_\_\_  
\_\_\_\_\_

Acceleration of actor = \_\_\_\_\_ m/s<sup>2</sup>

**Turn over for the next question**

**0 6**

Four students tested their reaction times using a computer program.

When a green light appeared on the screen the students had to press a key.

**Table 3** shows their results.

**Table 3**

Student	Reaction time in s			Mean reaction time in s
	Test 1	Test 2	Test 3	
Boy 1	0.28	0.27	0.26	0.27
Boy 2	0.28	0.47	0.22	0.25
Girl 1	0.31	0.29	0.27	0.29
Girl 2	0.32	0.30	0.29	0.30

**0 6****. 1**

What is meant by 'reaction time' in this experiment?

[1 mark]

---

---

**0 6****. 2**

Boy 2 had an anomalous result in **Test 2**.

Suggest a reason why.

[1 mark]

---

---

**0 6****. 3**

Give **one** conclusion that can be made from the results in **Table 3**.

[1 mark]

---

---

---

**0 6 . 4** Suggest further evidence that you could collect to support your conclusion.

[1 mark]

Reaction time is important at the start of a race.

**Table 4** shows the time taken by a boy to run different distances.

**Table 4**

Distance in m	Time in s
100	12.74
200	25.63
800	139.46

**0 6 . 5** Reaction time is more important in a 100 m race than in an 800 m race.

Explain why.

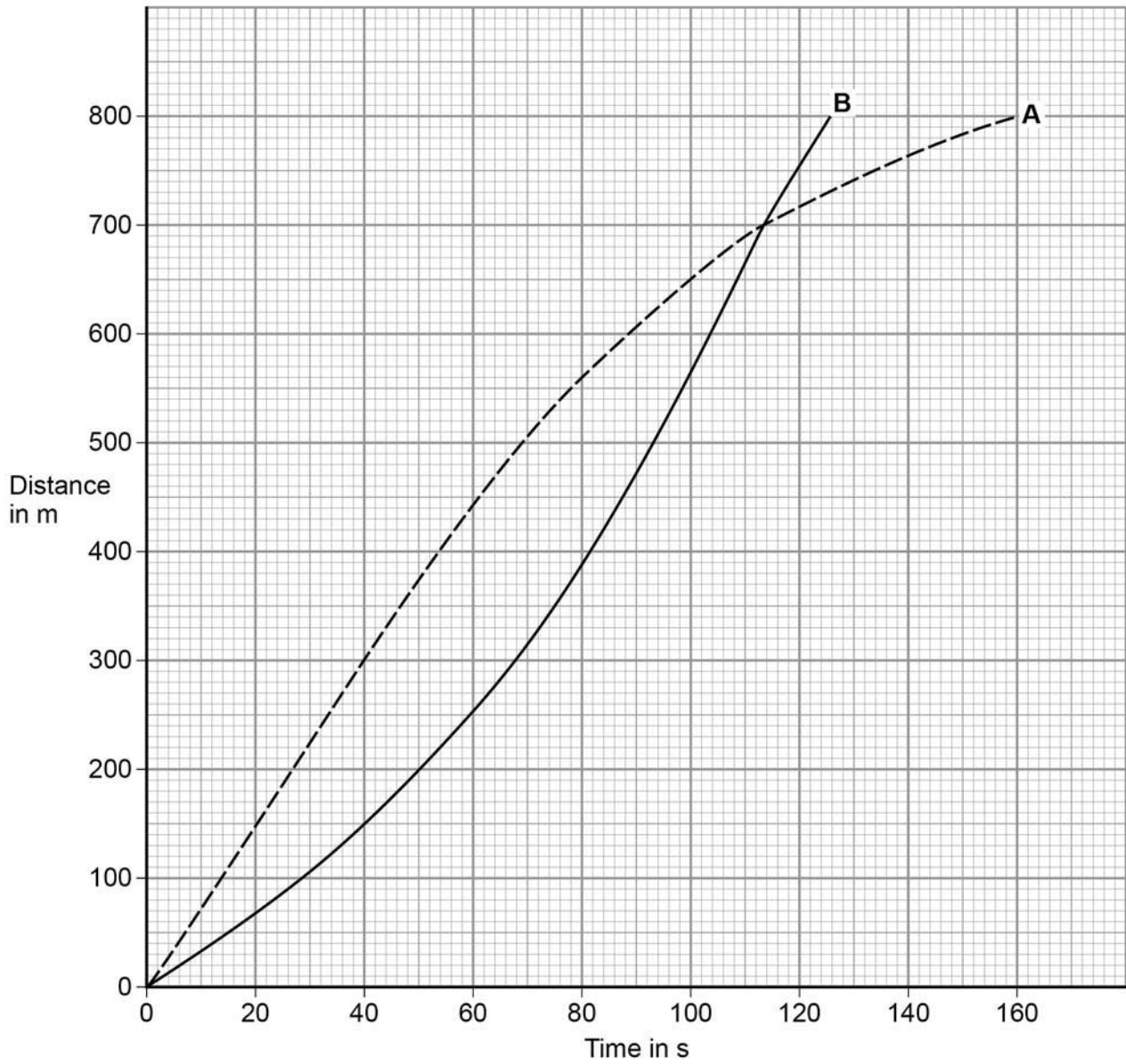
[2 marks]

**Question 6 continues on the next page**

Two girls, **A** and **B**, ran an 800 m race.

**Figure 11** shows how the distance changed with time.

**Figure 11**









---

**0 7 . 2** The sensor unit can detect infrared and visible light.

Suggest **one** advantage of being able to detect infrared.

[1 mark]

---

---

**0 7 . 3** Write down the equation that links frequency, wave speed and wavelength.

[1 mark]

Equation \_\_\_\_\_

**0 7 . 4** The signals for the monitor unit are transmitted as electromagnetic waves with a wavelength of 0.125 m.

Wave speed of electromagnetic waves =  $3 \times 10^8$  m/s

Calculate the frequency of the signal.

[3 marks]

---

---

---

---

Frequency = \_\_\_\_\_ Hz

**END OF QUESTIONS**

**There are no questions printed on this page**

**Copyright information**

Permission to reproduce all copyright material has been applied for. In some cases, efforts to contact copyright-holders may have been unsuccessful and AQA will be happy to rectify any omissions of acknowledgements in future papers if notified. If you have any queries please contact the Copyright Team, AQA, Stag Hill House, Guildford, GU2 7XJ.

Copyright © 2016 AQA and its licensors. All rights reserved.